



■ Features

- **Global certificates**
- Universal AC input / Full range
- 3 pole AC inlet IEC320-C14, Class I power unit
- No load power consumption < 0.075W
- **Energy efficiency Level VI**
- Comply with EISA 2007/DoE, NRCAN, Korea K-MEPS, AU/NZ MEPS, EU ErP and CoC Version 5
- Protections: Short circuit / Overload / Over voltage
- Fully enclosed plastic case
- Pass LPS
- -30~+70°C wide range working temperature
- LED indicator for power on
- **Various DC plug quick adapter accessory available**
(Plug kit sold separately, please refer to : https://www.meanwell.com/upload/pdf/DC_plug.pdf)
- 3 years warranty

■ Applications

- Consumer electronic devices
- Telecommunication devices
- Office facilities
- Industrial equipments

■ GTIN CODE

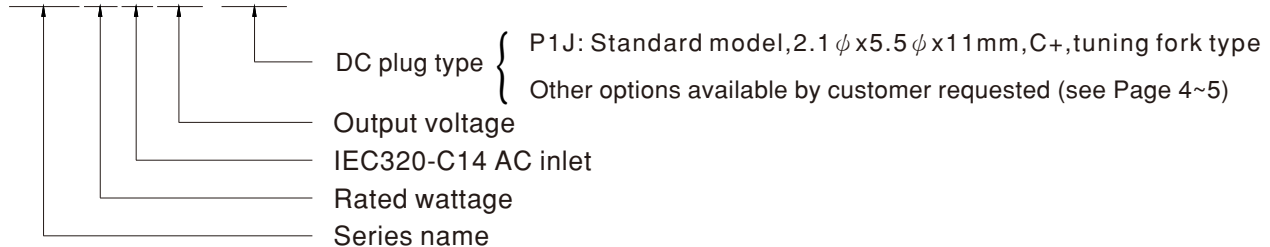
MW Search: <https://www.meanwell.com/serviceGTIN.aspx>

■ Description

GST25A is a highly reliable, 25W desktop style single-output green adaptor series. This product is a class I power unit (with FG), equipped with a standard IEC320-C14 AC inlet and adopting the input range from 85VAC to 264VAC. The entire series supplies different models with output voltages ranging between 5VDC and 48VDC that can satisfy the demands for various types of consumer electronic devices. With the efficiency up to 89% and the extremely low no-load power consumption below 0.075W, GST25A is compliant with USA EISA 2007/DoE, Canada NRCAN, Australia and New Zealand MEPS, Korea K-MEPS, EU ErP, and Code of Conduct (CoC) Version 5. The supreme feature allows the adaptor to save the energy when it is either under the operating mode or the standby mode. The entire series utilizes the 94V-0 flame retardant plastic case. GST25A is certified for the international safety regulations.

■ Model Encoding

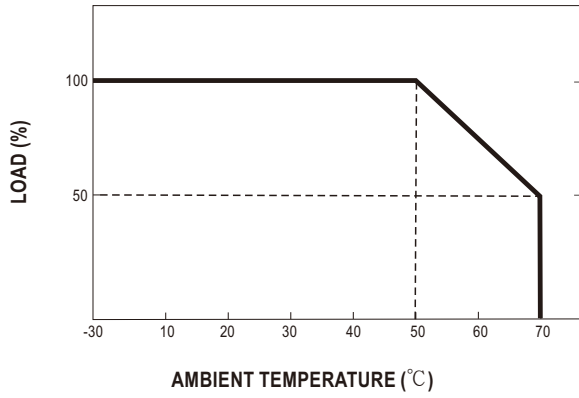
GST 25 A 05 -P1J



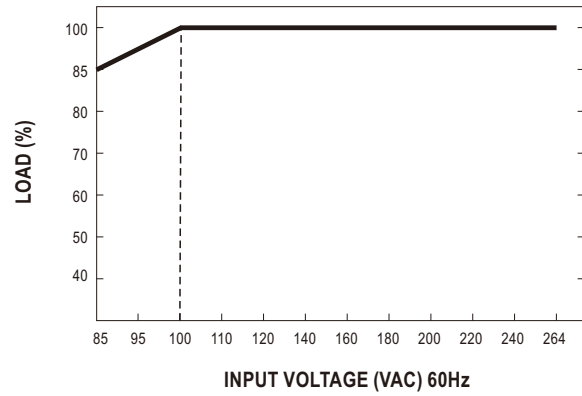
SPECIFICATION

ORDER NO.	GST25A05-P1J	GST25A07-P1J	GST25A09-P1J	GST25A12-P1J	GST25A15-P1J	GST25A18-P1J	GST25A24-P1J	GST25A28-P1J	GST25A48-P1J		
OUTPUT	SAFETY MODEL NO.	GST25A05	GST25A07	GST25A09	GST25A12	GST25A15	GST25A18	GST25A24	GST25A28	GST25A48	
	DC VOLTAGE <small>Note.2</small>	5V	7.5V	9V	12V	15V	18V	24V	28V	48V	
	RATED CURRENT	4.0A	2.93A	2.55A	2.08A	1.66A	1.38A	1.04A	0.89A	0.52A	
	CURRENT RANGE	0 ~ 4.0A	0 ~ 2.93A	0 ~ 2.55A	0 ~ 2.08A	0 ~ 1.66A	0 ~ 1.38A	0 ~ 1.04A	0 ~ 0.89A	0 ~ 0.52A	
	RATED POWER (max.)	20W	22W	23W	25W	25W	25W	25W	25W	25W	
	RIPPLE & NOISE (max.) <small>Note.3</small>	80mVp-p	80mVp-p	80mVp-p	80mVp-p	100mVp-p	100mVp-p	150mVp-p	150mVp-p	150mVp-p	
	VOLTAGE TOLERANCE <small>Note.4</small>	±5.0%	±5.0%	±5.0%	±3.0%	±3.0%	±3.0%	±2.0%	±2.0%	±2.0%	
	LINE REGULATION <small>Note.5</small>	±1.0%	±1.0%	±1.0%	±1.0%	±1.0%	±1.0%	±1.0%	±1.0%	±1.0%	
	LOAD REGULATION <small>Note.6</small>	±5.0%	±5.0%	±5.0%	±3.0%	±3.0%	±3.0%	±2.0%	±2.0%	±2.0%	
SETUP, RISE, HOLD UP TIME	1000ms, 30ms, 50ms/230VAC 1500ms, 30ms, 15ms/115VAC at full load										
INPUT	VOLTAGE RANGE <small>Note.7</small>	85 ~ 264VAC									
	FREQUENCY RANGE	47 ~ 63Hz									
	EFFICIENCY (Typ.)	81.5%	84.5%	85%	86.5%	87%	87%	88%	88%	89%	
	AC CURRENT	0.6A / 115VAC		0.35A / 230VAC							
	INRUSH CURRENT (max.)	Cold start 35A / 115VAC		65A / 230VAC							
	LEAKAGE CURRENT(max.)	0.75mA / 240VAC									
PROTECTION	OVERLOAD	110 ~ 150% rated output power Protection type : Hiccup mode, recovers automatically after fault condition is removed									
	OVER VOLTAGE	110 ~ 140% rated output voltage Protection type : Clamp by zener diode									
ENVIRONMENT	WORKING TEMP.	-30 ~ +70°C (Refer to "Derating Curve")									
	WORKING HUMIDITY	20% ~ 90% RH non-condensing									
	STORAGE TEMP., HUMIDITY	-40 ~ +85°C, 10 ~ 95% RH non-condensing									
	TEMP. COEFFICIENT	±0.03% / °C (0 ~ 50°C)									
	VIBRATION	10 ~ 500Hz, 2G 10min./1cycle, period for 60min. each along X, Y, Z axes									
SAFETY & EMC (Note. 9)	SAFETY STANDARDS <small>Note. 8</small>	UL62368-1, CSA C22.2 No.62368-1, TUV BS EN/EN62368-1, BSMI CNS15598-1, CCC GB4943.1, PSE J62368-1, AS/NZS 62368.1, BIS IS13252, KC K60950-1, EAC TP TC 004 approved									
	WITHSTAND VOLTAGE	I/P-O/P:4242VDC, I/P-FG:2121VDC									
	ISOLATION RESISTANCE	I/P-O/P, I/P-FG:100M Ohms / 500VDC / 25°C / 70% RH									
	EMC EMISSION	Parameter	Standard						Test Level / Note		
		Conducted emission	BS EN/EN55032(CISPR32), FCC PART 15 / CISPR22 CAN ICES-3(B)/NMB-3(B), CNS15936, GB17625.1 EAC TP TC 020, MSIP KN32						Class B		
		Radiated emission	BS EN/EN55032(CISPR32), FCC PART 15 / CISPR22 CAN ICES-3(B)/NMB-3(B), CNS15936, GB17625.1 EAC TP TC 020, MSIP KN32						Class B		
		Harmonic current	BS EN/EN61000-3-2, GB9254						Class A		
	EMC IMMUNITY	BS EN/EN55035									
		Parameter	Standard						Test Level / Note		
		ESD	BS EN/EN61000-4-2						Level 3, 8KV air; Level 2, 4KV contact		
RF field susceptibility		BS EN/EN61000-4-3						Level 2, 3V/m			
EFT bursts		BS EN/EN61000-4-4						Level 2, 1KV			
Surge susceptibility		BS EN/EN61000-4-5						Level 3, 1KV/Line-Line, 2KV/Line-FG			
Conducted susceptibility		BS EN/EN61000-4-6						Level 2, 3V			
Magnetic field immunity		BS EN/EN61000-4-8						Level 2, 3A/m			
Voltage dips, interruption	BS EN/EN61000-4-11						>95% dip 0.5 periods, 30% dip 25 periods, >95% interruptions 250 periods				
OTHERS	MTBF	3879.7K hrs min. Telcordia SR-332 (Bellcore); 674.6K hrs min. MIL-HDBK-217F (25°C)									
	DIMENSION	93*54*36mm (L*W*H)									
	PACKING	209g; 60pcs/13.5Kg/1.02CUFT									
CONNECTOR	PLUG	See page 4~5; Other type available by customer requested									
	CABLE	See page 4~5; Other type available by customer requested									
NOTE	<p>1.All parameters are specified at 230VAC input, rated load, 25°C 70% RH ambient.</p> <p>2.DC voltage: The output voltage set at point measure by plug terminal & 50% load.</p> <p>3.Ripple & noise are measured at 20MHz by using a 12" twisted pair terminated with a 0.1 μF & 47 μF capacitor.</p> <p>4.Tolerance: includes set up tolerance, line regulation, load regulation.</p> <p>5.Line regulation is measured from low line to high line at rated load.</p> <p>6.Load regulation is measured from 10% to 100% rated load.</p> <p>7.Derating may be needed under low input voltage. Please check the derating curve for more details.</p> <p>8.The power supply is considered as an independent unit, but the final equipment still need to re-confirm that the whole system complies with the EMC directives. For guidance on how to perform these EMC tests, please refer to "EMI testing of component power supplies." (as available on https://www.meanwell.com/Upload/PDF/EMI_statement_en.pdf)</p> <p>※ Product Liability Disclaimer : For detailed information, please refer to https://www.meanwell.com/serviceDisclaimer.aspx</p>										

■ Derating Curve




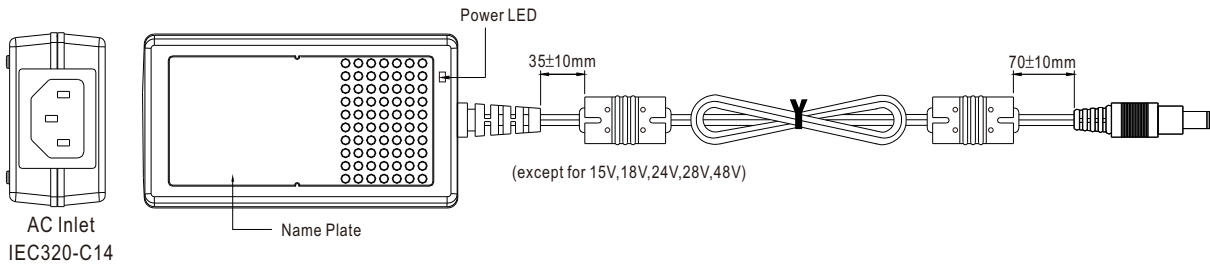
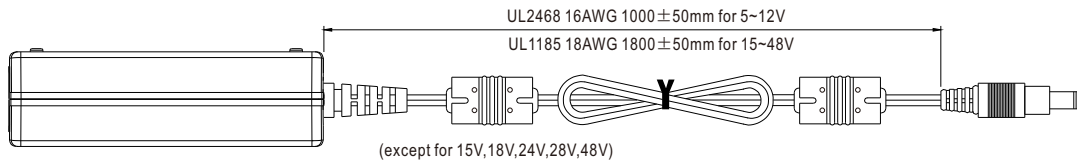
■ Static Characteristics



■ Mechanical Specification

(Unit: mm, tolerance ± 1 mm)

Case No. GSM36



■ DC output plug

◎ Standard plug: P1J

P1J	Pin Assignment
	Outside Inside -V not connected to AC FG(standard) -V connected to AC FG(optional)

◎ DC plug changeable through:

- (1) Customization of the standard part with an optional DC plug according to the table (MOQ applicable)
- (2) Quick adapter accessory (sold separately without MOQ)

Please refer to below table and online selection guide : https://www.meanwell.com/upload/pdf/DC_plug.pdf

Example quick adapter accessory:



◎ Optional DC plug: (Available in customized cable or quick adapter)

Tuning Fork Style	Type No.	A	B	C	Quick Adapter Accessory	
		OD	ID	L		
	P1I (Straight)	5.5	2.1	9.5	Available (Current rating: 7.5A max.)	
	P1L (Straight)	5.5	2.5	9.5		
	P1M (Straight)	5.5	2.5	11.0		
	P1IR (Right-angled)	5.5	2.1	9.5		
	P1JR (Right-angled)	5.5	2.1	11.0		
	P1LR (Right-angled)	5.5	2.5	9.5		
	P2I (Straight)	5.5	2.1	9.5	None	
	P2J (Straight)	5.5	2.1	11.0		
	P2L (Straight)	5.5	2.5	9.5		
	P2M (Straight)	5.5	2.5	11.0		
	P2IR (Right-angled)	5.5	2.1	9.5		
	P2JR (Right-angled)	5.5	2.1	11.0		
	P2LR (Right-angled)	5.5	2.5	9.5		
	P2MR (Right-angled)	5.5	2.5	11.0		
	Type No.	A	B	C	None	
		OD	ID	L		
		P2S(S761K)	5.53	2.03		12.06
		P2K(761K)	5.53	2.54		12.06
		P2C(S760K)	5.53	2.03		9.52
P2D(760K)	5.53	2.54	9.52			

Min. Pin Style	Type No.	A	B	C	Quick Adapter Accessory	
		OD	ID	L		
	P3A	2.35	0.7	11.0	Available (Current rating: 5A max.)	
	P3B	4.0	1.7	11.0		
	P3C	4.75	1.7	11.0		
Center Pin Style	Type No.	A	B	C	D	Available (Current rating: 7.5A max.)
	P4A	5.5	3.4	11.0	1.0	
	P4B	6.5	4.4	11.0	1.4	
	P4C	7.4	5.1	11.0	0.6	
Min. DIN 3 Pin with Lock (male)	Type No.	Pin Assignment		Available (Current rating: 7.5A max.)		
	R6B	PIN No.	Output			
		1	+Vo			
		2	-Vo			
		3	+Vo			
Min. DIN 4 Pin with Lock (male)	Type No.	Pin Assignment		Available (Current rating: 7.5A max.)		
	R7B	PIN No.	Output			
		1	+Vo			
		2	-Vo			
		3	-Vo			
		4	+Vo			
Min. DIN 4 Pin with Lock (female)	Type No.	Pin Assignment		None		
	R7BF	PIN No.	Output			
		1	+Vo			
		2	-Vo			
		3	-Vo			
		4	+Vo			
DIN 5 Pin (male)	Type No.	Pin Assignment		Available (Current rating: 7.5A max.)		
	R1B	PIN No.	Output			
		1	-Vo			
		2	-Vo			
		3	+Vo			
		4	-Vo			
		5	+Vo			
Stripped and tinned leads	Type No.	Pin Assignment		None		
<p>Length of Land L1 by request (MW's standard length, L: 25 mm, L1: 5 mm) (NOTE: The wire color is for reference only, please refer to the actual product)</p>	by customer	PIN No.	Output			
		1	+Vo			
		2	-Vo			

Installation Manual

Please refer to : <http://www.meanwell.com/manual.html>