



■ Features :

- 2 pole AC inlet IEC320-C8
- Class II power (without earth pin)
- Full output 3~48V safety approval
- Protections: Short circuit / Overload / Over voltage / Over temp.
- Fully enclosed plastic case
- Fix switching frequency and regulation
- Topology: Top switch circuit
- LED indicator for power on
- Approvals: UL / CUL / CB
- 2 years warranty

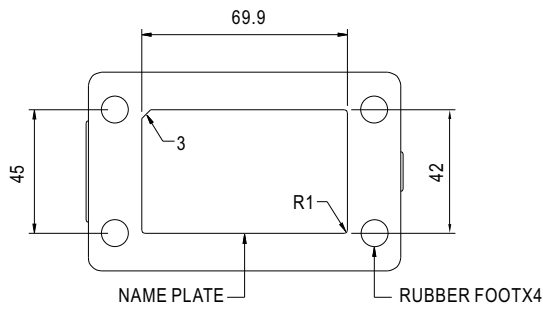
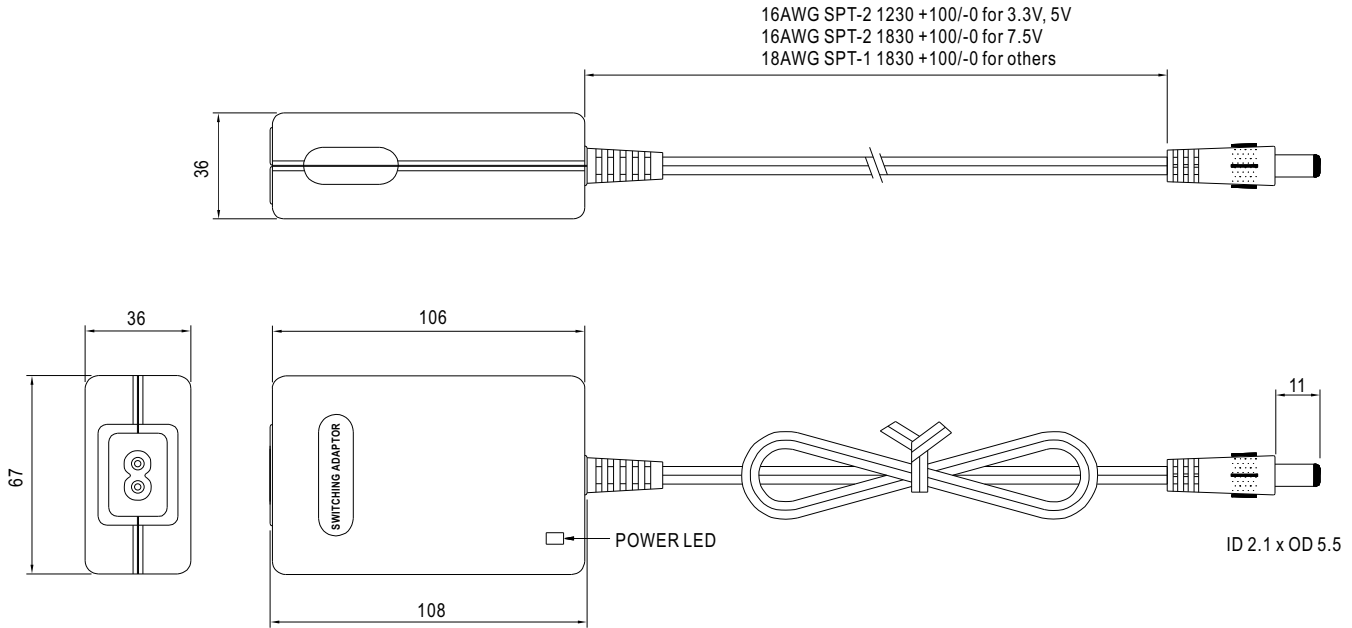


SPECIFICATION

ORDER NO.	P40B-0P2J	P40B-1P2J	P40B-1-1P2J	P40B-2P2J	P40B-3P2J	P40B-4P2J	P40B-5P2J	P40B-6P2J	P40B-8P2J		
OUTPUT	SAFETY MODEL NO.	PSU40B-0	PSU40B-1	PSU40B-1-1	PSU40B-2	PSU40B-3	PSU40B-4	PSU40B-5	PSU40B-6	PSU40B-8	
	DC VOLTAGE <small>Note.2</small>	3.3V	5V	7.5V	9V	12V	15V	18V	24V	48V	
	RATED CURRENT	4.54A	5A	4A	3.88A	3.33A	2.66A	2.22A	1.66A	0.83A	
	CURRENT RANGE	0 ~ 4.54A	0 ~ 5A	0 ~ 4A	0 ~ 3.88A	0 ~ 3.33A	0 ~ 2.66A	0 ~ 2.22A	0 ~ 1.66A	0 ~ 0.83A	
	RATED POWER	15W	25W	30W	35W	40W	40W	40W	40W	40W	
	RIPPLE & NOISE (max.) <small>Note.3</small>	50mVp-p	50mVp-p	80mVp-p	80mVp-p	80mVp-p	100mVp-p	100mVp-p	150mVp-p	150mVp-p	
	VOLTAGE ADJ. RANGE	3 ~ 5V	5 ~ 6V	6 ~ 8V	8 ~ 11V	11 ~ 13V	13 ~ 16V	16 ~ 21V	21 ~ 27V	33 ~ 48V	
		Fixed output by internal VR									
	VOLTAGE TOLERANCE <small>Note.4</small>	±10%	±6.0%	±5.0%	±5.0%	±4.0%	±3.0%	±3.0%	±3.0%	±2.0%	
	LINE REGULATION <small>Note.5</small>	±1.0%	±1.0%	±1.0%	±1.0%	±1.0%	±1.0%	±1.0%	±1.0%	±1.0%	
LOAD REGULATION <small>Note.6</small>	±8.0%	±5.0%	±5.0%	±4.0%	±3.0%	±2.0%	±2.0%	±2.0%	±1.0%		
SETUP, RISE, HOLD UP TIME	200ms, 50ms, 16ms at full load										
INPUT	VOLTAGE RANGE	90 ~ 264VAC 135 ~ 370VDC									
	FREQUENCY RANGE	47 ~ 63Hz									
	EFFICIENCY (Typ.)	65%	70%	72%	74%	75%	78%	78%	80%	82%	
	AC CURRENT	1A / 100VAC									
	INRUSH CURRENT (max.)	60A / 230VAC									
	LEAKAGE CURRENT (max.)	0.25mA / 240VAC									
PROTECTION	OVERLOAD	150 ~ 450% rated output power Protection type : Hiccup mode, recovers automatically after fault condition is removed									
	OVER VOLTAGE	110 ~ 140% rated output voltage Protection type : Shut down o/p voltage, re-power on to recover									
	OVER TEMPERATURE	IC1Tj135°C Protection type : Shut down o/p voltage, recovers automatically after temperature goes down									
ENVIRONMENT	WORKING TEMP.	0 ~ +40°C (Refer to output load derating curve)									
	WORKING HUMIDITY	20% ~ 90% RH non-condensing									
	STORAGE TEMP., HUMIDITY	-20 ~ +85°C, 10 ~ 95% RH									
	TEMP. COEFFICIENT	±0.03% / °C ( 0 ~ 50°C)									
	VIBRATION	10 ~ 500Hz, 2G 10min./1cycle, period for 60min. each along X, Y, Z axes									
SAFETY & EMC <small>(Note. 7)</small>	SAFETY STANDARDS	UL1950, CSA22.2 approved									
	WITHSTAND VOLTAGE	I/P-O/P:3KVAC									
	ISOLATION RESISTANCE	I/P-O/P:100M Ohms / 500VDC / 25°C / 70% RH									
	EMI CONDUCTION & RADIATION	Compliance to EN55022(CISPR22) class B									
	HARMONIC CURRENT	Compliance to EN61000-3-2,-3									
OTHERS	EMS IMMUNITY	Compliance to EN61000-4-2,3,4,5,6,11, ENV50204, light industry level, criteria A									
	MTBF	500khrs min. MIL-HDBK-217F (25°C)									
	DIMENSION	108*67*36mm (L*W*H)									
CONNECTOR	PACKING	0.3kg; 54pcs / 20kg / CARTON									
	PLUG	Standard type P2J: 2.1φ * 5.5φ * 11mm, center positive for stock; Other type available by customer requested									
CABLE	Standard type see page2 ; Other type available by customer requested										
	NOTE	<ol style="list-style-type: none"> <li>1.All parameters are specified at 230VAC input, rated load, 25°C 70% RH ambient.</li> <li>2.DC voltage: The output voltage set at point measure by plug terminal &amp; 50% load.</li> <li>3.Ripple &amp; noise are measured at 20MHz by using a 12" twisted pair terminated with a 0.1uf &amp; 47uf capacitor.</li> <li>4.Tolerance: includes set up tolerance, line regulation, load regulation.</li> <li>5.Line regulation is measured from low line to high line at rated load.</li> <li>6.Load regulation is measured from 0% to 100% rated load.</li> <li>7.The power supply is considered a component which will be installed into a final equipment. The final equipment must be re-confirmed that it still meets EMC directives.</li> </ol>									

■ Mechanical Specification

Unit:mm

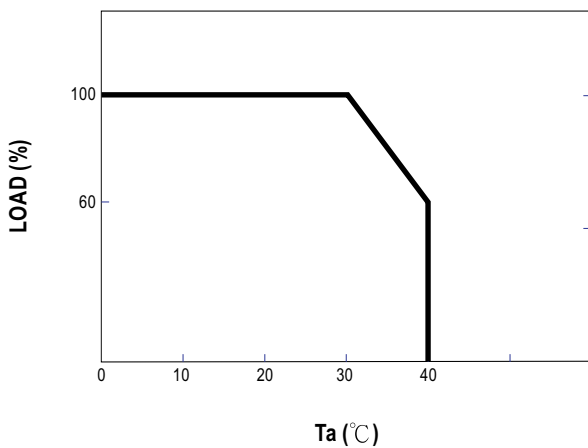


■ Plug Assignment

Standard plug: P2J (option)

P2J	
P/N	OUTPUT
CENTER	+

■ Derating Curve



■ Static Characteristics

