



Наличие и актуальные цены на

APC-12-350

<https://www.mean-well.ru/store/APC-12-350/>



■ Features :

- Constant current design
- Universal AC input / Full range
- Protections: Short circuit / Over voltage
- Fully isolated plastic case
- Small and compact size
- Cooling by free air convection
- Class II power unit, no FG
- Class 2 power unit
- Pass LPS
- IP42 design
- Suitable for LED related fixture or appliance (such as LED Decoration or Advertisement devices)(Note.6)
- 100% full load burn-in test
- Low cost / High reliability
- 2 years warranty



■ GTIN CODE

MW Search: <https://www.meanwell.com/serviceGTIN.aspx>



SPECIFICATION

MODEL	APC-12-350		APC-12-700	
OUTPUT	RATED CURRENT	350mA	700mA	
	DC VOLTAGE RANGE	9~36V	9~18V	
	RATED POWER	12.6W	12.6W	
	RIPPLE & NOISE (max.) Note.2	300mVp-p	250mVp-p	
	VOLTAGE TOLERANCE Note.3	±5.0%		
	CURRENT ACCURACY	±8.0%		
	LINE REGULATION	±1.0%		
	LOAD REGULATION	±3.0%		
	SETUP, RISE TIME	3000ms, 180ms / 230VAC	3000ms, 150ms / 115VAC at full load	
HOLD UP TIME (Typ.)	20ms/230VAC, 15ms/115VAC at full load			
INPUT	VOLTAGE RANGE Note.4	90 ~ 264VAC	127 ~ 370VDC	
	FREQUENCY RANGE	47 ~ 63Hz		
	EFFICIENCY(Typ.)	82%	80%	
	AC CURRENT	0.2A/230VAC; 0.35A/115VAC		
	INRUSH CURRENT(Typ.)	COLD START 70A(twidth=150µs measured at 50% Ipeak) at 230VAC		
	MAX. No. of PSUs on 16A CIRCUIT BREAKER	17 units (circuit breaker of type B) / 29 units (circuit breaker of type C) at 230VAC		
LEAKAGE CURRENT	0.25mA / 240VAC			
PROTECTION	OVER VOLTAGE	39.6~ 46.8V	20.7~ 24.3V	
		Protection type : Shut off o/p voltage, clamping by zener diode		
ENVIRONMENT	WORKING TEMP.	-30 ~ 70°C (Refer to "Derating Curve")		
	WORKING HUMIDITY	20 ~ 90% RH non-condensing		
	STORAGE TEMP., HUMIDITY	-40 ~ +80°C, 10 ~ 95% RH		
	TEMP. COEFFICIENT	±0.2%/°C (0 ~ 50°C)		
VIBRATION	10 ~ 500Hz, 2G 10min./1cycle, period for 60min. each along X, Y, Z axes			
SAFETY & EMC (Note 5)	SAFETY STANDARDS Note.7	UL8750, CSA C22.2 No.250.0-08, BIS IS15885, EAC TP TC 004, BS EN/EN62368-1 approved		
	WITHSTAND VOLTAGE	I/P-O/P: 3.75KVAC		
	ISOLATION RESISTANCE	I/P-O/P: >100M Ohms / 500VDC / 25°C / 70% RH		
	EMC EMISSION	Compliance to BS EN/EN55032, BS EN/EN61000-3-2, BS EN/EN61000-3-3, EAC TP TC 020		
EMC IMMUNITY	Compliance to BS EN/EN55035, BS EN/EN61000-4-2, 3, 4, 5, 6, 8, 11; light industry level (surge 2KV), EAC TP TC 020			
OTHERS	MTBF	6418.1K hrs min. Telcordia SR-332 (Bellcore); 1097.4K hrs min. MIL-HDBK-217F (25°C)		
	DIMENSION	77*40*29(L*W*H)		
	PACKING	0.08Kg; 120pcs/11.8Kg/1.06CUFT		

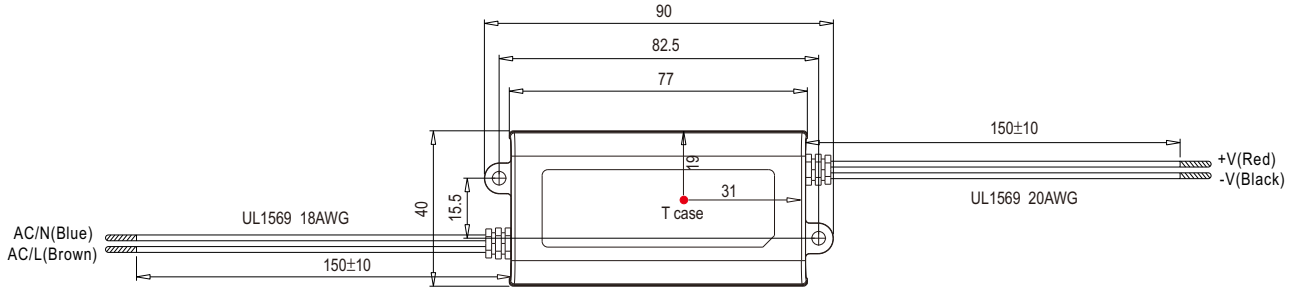
NOTE

1. All parameters NOT specially mentioned are measured at 230VAC input, rated load and 25°C of ambient temperature.
2. Ripple & noise are measured at 20MHz of bandwidth by using a 12" twisted pair-wire terminated with a 0.1µf & 47µf parallel capacitor.
3. Tolerance : includes set up tolerance, line regulation and load regulation.
4. Derating may be needed under low input voltage. Please check the static characteristic for more details. Please connect L line to the positive pole and N line to the negative pole under DC input.
5. The power supply is considered as a component that will be operated in combination with final equipment. Since EMC performance will be affected by the complete installation, the final equipment manufacturers must re-qualify EMC Directive on the complete installation again. (as available on https://www.meanwell.com/Upload/PDF/EMI_statement_en.pdf)
6. This product is not intended for LED lighting luminaire applications EU and China. (In the EU and China the LPF/NPF/XLG/XLC/XLN series are recommended.)
7. The ambient temperature derating of 3.5°C/1000m with fanless models and of 5°C/1000m with fan models for operating altitude higher than 2000m(6500ft).
8. For any application note and IP water proof function installation caution, please refer our user manual before using. https://www.meanwell.com/Upload/PDF/LED_EN.pdf


※ Product Liability Disclaimer : For detailed information, please refer to <https://www.meanwell.com/serviceDisclaimer.aspx>

Mechanical Specification

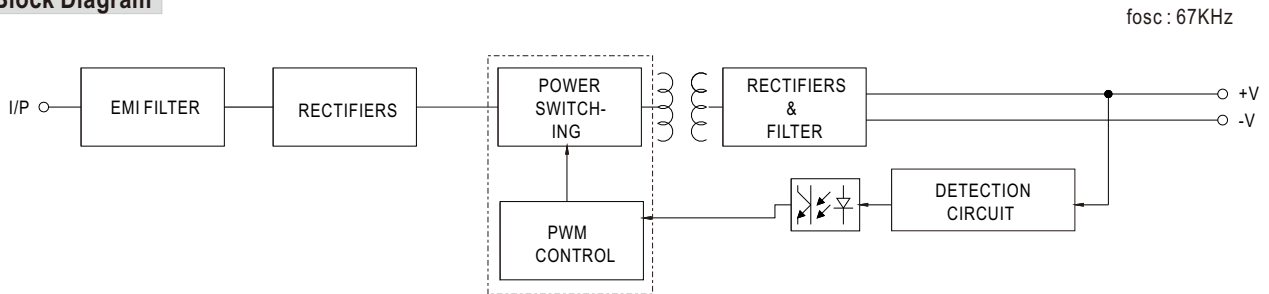
Unit:mm Tolerance:±1



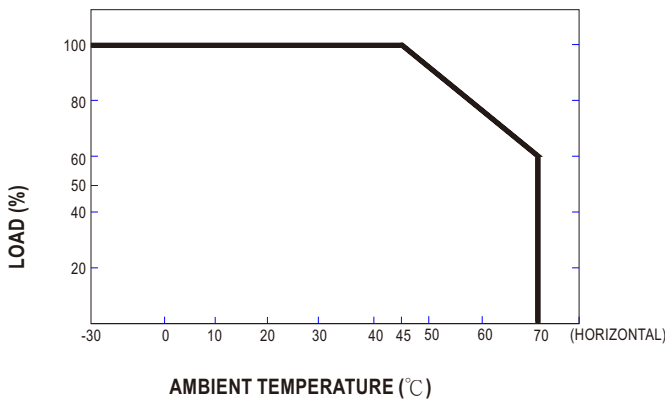
※ T case: Max. Case Temperature



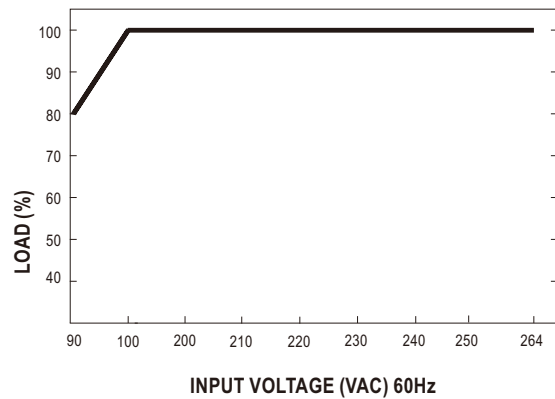
Block Diagram



Derating Curve



Static Characteristics





■ EFFICIENCY vs LOAD (APC-12-350)

