




Наличие и актуальные цены на

DCW05C-12

<https://www.mean-well.ru/store/DCW05C-12/>



■ Features :

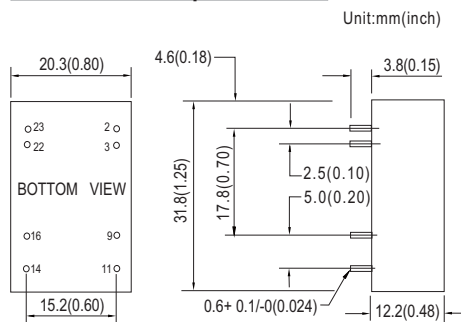
- 2:1 wide input range
- 4:1 wide input range(option)
- 1000VDC I/O isolation
- 3000VDC I/O isolation(option)
- Built-in EMI filter
- Protections: Short circuit / Overload
- Cooling by free air convection
- Five-sided shield metal case
- 100% burn-in test
- Low cost / High reliability
- Approvals: FCC / CE
- 2 years warranty



SPECIFICATION

ORDER NO.	DCW05A-05	DCW05B-05	DCW05C-05	DCW05A-12	DCW05B-12	DCW05C-12	DCW05A-15	DCW05B-15	DCW05C-15	
OUTPUT	DC VOLTAGE	±5V			±12V			±15V		
	CURRENT RANGE	±100 ~ ±500mA			±46 ~ ±230mA			±38 ~ ±190mA		
	RATED POWER	5W			5.5W			5.7W		
	RIPPLE & NOISE (max.) Note.2	50mVp-p			60mVp-p			60mVp-p		
	LINE REGULATION Note.3	±0.5%								
	LOAD REGULATION Note.4	±0.5%								
	VOLTAGE ACCURACY	±2.0%								
	SWITCHING FREQUENCY	50KHz min.								
INPUT	VOLTAGE RANGE	A: 9 ~ 18VDC B: 18 ~ 36VDC C: 36 ~ 72VDC								
	EFFICIENCY (Typ.)	75%	77%	77%	80%	82%	83%	81%	83%	85%
	DC CURRENT	Full load A: 586mA B: 286mA C: 139mA								
		No load A: 41mA B: 21mA C: 12mA								
	FILTER	Pi network								
PROTECTION	Fuse recommended									
PROTECTION	OVERLOAD	150 ~ 250% rated output load								
		Protection type : Shunt down o/p voltage, re-power on to recover								
PROTECTION	SHORT CIRCUIT	All output equipped with over current protection								
		Protection type : Shun down o/p voltage, re-power on to recover								
ENVIRONMENT	WORKING TEMP.	-40 ~ +71°C (Refer to "Derating Curve")								
	WORKING HUMIDITY	20% ~ 90% RH non-condensing								
	STORAGE TEMP., HUMIDITY	-40 ~ +105°C, 10 ~ 95% RH								
	TEMP. COEFFICIENT	±0.03% / °C (0 ~ 50°C)								
	VIBRATION	10 ~ 500Hz, 2G 10min./1cycle, period for 60min. each along X, Y, Z axes								
SAFETY & EMC (Note. 5)	SAFETY STANDARDS	EAC TP TC 004 approved								
	WITHSTAND VOLTAGE	I/P-O/P:1KVDC								
	ISOLATION RESISTANCE	I/P-O/P: 100M Ohms / 500VDC / 25°C / 70% RH								
	ISOLATION CAPACITANCE	80pF max.								
	EMC EMISSION	Compliance to EN55032 Class B, FCC part 15 Class B, EAC TP TC 020								
	EMC IMMUNITY	Compliance to EN61000-4-2,3,4,5,6,8, light industry level, criteria A, EAC TP TC 020								
OTHERS	MTBF	900khrs min. MIL-HDBK-217F (25°C)								
	DIMENSION	31.8*20.3*12.2mm (L*W*H) or 1.25**0.80**0.48" inch (L*W*H)								
	PACKING	15g								

■ Mechanical Specification

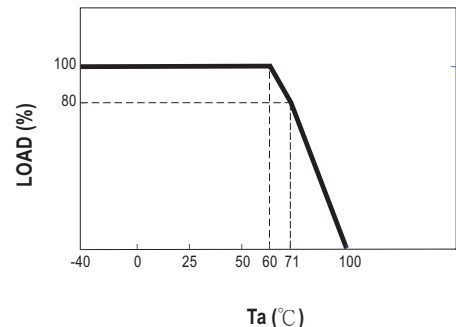


Pin Size is Tolerance 0.5±0.05mm, Tolerance .X or .XX= ±0.5mm

■ Pin Configuration

Pin No.	Output
2 & 3	-Vin
9	COM
11	-Vout
14	+Vout
16	COM
22 & 23	+Vin

■ Derating Curve



NOTE

- 1.All parameters are specified at normal input, rated load, 25°C 70% RH ambient.
- 2.Ripple & noise are measured at 20MHz by using a 12" twisted pair terminated with a 0.1uf & 47uf capacitor.
- 3.Line regulation is measured from low line to high line at rated load.
- 4.Load regulation is measured from 20% to 100% rated load.
- 5.The power supply is considered a component which will be installed into a final equipment. The final equipment must be re-confirmed that it still meets EMC directives.