

Features

- 3"×2" miniature size
- Universal AC input / Full range
- Class II (without FG) installations
- No load power consumption < 0.1W
- High efficiency up to 91%
- For 1U applications
- Protections: Short circuit / Overload / Over voltage
- Cooling by free air convection
- -30~70°C wide range of operating temperature
- Operating altitude up to 5000 meters
- LED indicator for power on
- 3 years warranty

Applications

- Industrial electrical equipment
- Mechanical equipment
- Factory automation equipment
- Handheld electronic device

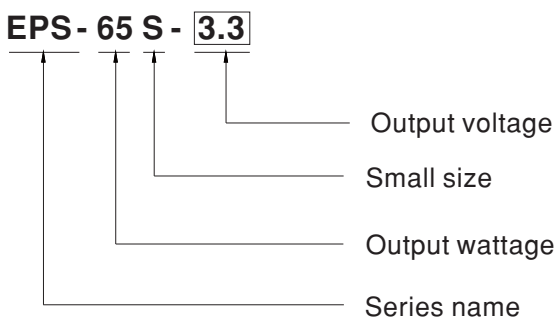
GTIN CODE

MW Search: <https://www.meanwell.com/serviceGTIN.aspx>

Description

EPS-65S is a 65W highly reliable green PCB type industrial power supply with a high power density on the 3" by 2" footprint. It accepts 80~264VAC input and offers various output voltages between 3.3V and 48V. The working efficiency is up to 91% and the extremely low no load power consumption is down below 0.1W. EPS-65S is able to be used for Class II (no FG) system design.

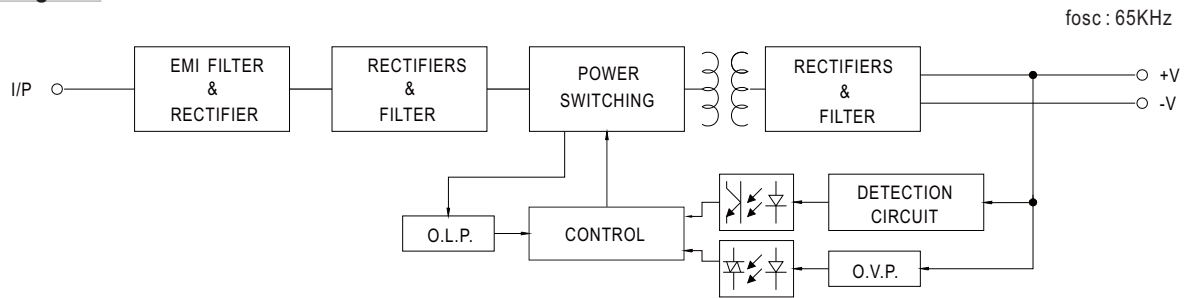
Model Encoding



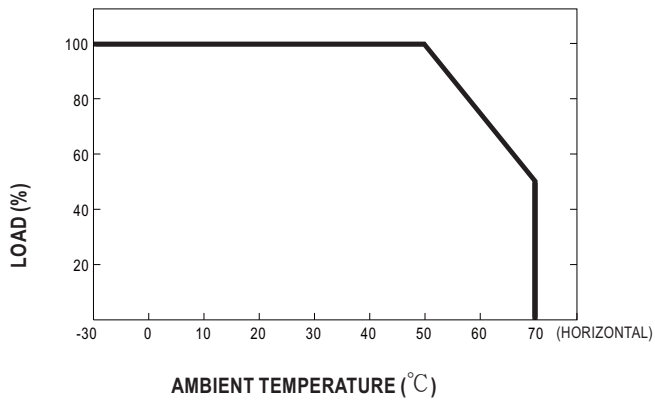
SPECIFICATION

ORDER NO.		EPS-65S-3.3	EPS-65S-5	EPS-65S-7.5	EPS-65S-12	EPS-65S-15	EPS-65S-24	EPS-65S-48	
OUTPUT	DC VOLTAGE	3.3V	5V	7.5V	12V	15V	24V	48V	
	RATED CURRENT	10A	10A	8A	5.42A	4.34A	2.71A	1.36A	
	CURRENT RANGE	0 ~ 11A	0 ~ 11A	0 ~ 8.8A	0 ~ 5.96A	0 ~ 4.77A	0 ~ 2.98A	0 ~ 1.49A	
	RATED POWER	33W	50W	60W	65W	65.1W	65W	65.3W	
	PEAK LOAD(10sec.) <small>Note.2</small>	36.3W	55W	66W	71.5W	71.6W	71.5W	71.5W	
	RIPPLE & NOISE (max.) <small>Note.3</small>	80mVp-p	80mVp-p	80mVp-p	120mVp-p	150mVp-p	240mVp-p	300mVp-p	
	VOLTAGE ADJ. RANGE	2.9~3.6V	4.7~5.5V	7.12~8.3V	11.4~13.2V	13.5~16.5V	22.8~27.6V	45.6~52.8V	
	VOLTAGE TOLERANCE <small>Note.4</small>	±2.0%	±2.0%	±2.0%	±2.0%	±1.0%	±1.0%	±1.0%	
	LINE REGULATION	±0.5%	±0.5%	±0.5%	±0.5%	±0.5%	±0.5%	±0.5%	
	LOAD REGULATION	±2.0%	±2.0%	±2.0%	±2.0%	±1.0%	±1.0%	±1.0%	
	SETUP, RISE TIME	500ms, 30ms / 230VAC 500ms, 30ms / 115VAC at full load							
HOLD UP TIME (Typ.)	30ms / 230VAC 12ms / 115VAC at full load								
INPUT	VOLTAGE RANGE <small>Note.5</small>	80 ~ 264VAC							
	FREQUENCY RANGE	47 ~ 63Hz							
	EFFICIENCY (Typ.)	80%	84%	85%	88%	89%	90%	91%	
	AC CURRENT (Typ.)	1.5A / 115VAC 1A / 230VAC							
	INRUSH CURRENT (Typ.)	COLD STAR 30A/115VAC 50A/230VAC							
	LEAKAGE CURRENT(max.)	0.25mA/264VAC							
PROTECTION	OVERLOAD	115 ~ 150% rated output power Protection type : Hiccup mode, recovers automatically after fault condition is removed							
	OVER VOLTAGE	3.8~4.46V	5.75~6.75V	8.62~11.3V	13.8~16.2V	17.25~20.25V	27.6~32.4V	55.2~64.8V	
		Protection type : Shut down o/p voltage, re-power on to recover							
ENVIRONMENT	WORKING TEMP.	-30 ~ +70°C (Refer to "Derating Curve")							
	WORKING HUMIDITY	20% ~ 90% RH non-condensing							
	STORAGE TEMP., HUMIDITY	-40 ~ +85°C, 10 ~ 95% RH							
	TEMP. COEFFICIENT	±0.03% / °C (0 ~ 50°C)							
	OPERATING ALTITUDE <small>Note.6</small>	5000 meters							
	VIBRATION	10 ~ 500Hz, 2G 10min./1cycle, period for 60min. each along X, Y, Z axes							
SAFETY & EMC (Note. 7)	SAFETY STANDARDS	UL62368-1, TUV BS EN/EN62368-1, BS EN/EN60335-1, CCC GB4943.1, EAC TP TC 004 approved							
	WITHSTAND VOLTAGE	I/P-O/P: 3KVAC							
	ISOLATION RESISTANCE	I/P-O/P:100M Ohms / 500VDC / 25°C / 70% RH							
	EMC EMISSION	Compliance to BS EN/EN55032(CISPR32) Class B, BS EN/EN61000-3-2,3, GB9254.1 Class B,GB17625 Class A,EAC TP TC 020							
	EMC IMMUNITY	Compliance to BS EN/EN61000-4-2,3,4,5,6,8,11, BS EN/EN55035, Heavy industry Level, EAC TP TC 020							
OTHERS	MTBF	3334.3K hrs min. Telcordia SR-332 (Bellcore) ; 706.6K hrs min. MIL-HDBK-217F (25°C)							
	DIMENSION	76.2*50.8*24mm or 3" * 2" *0.945" inch (L*W*H)							
	PACKING	0.11Kg; 120pcs/14.2Kg/0.94CUFT							
NOTE	<ol style="list-style-type: none"> All parameters NOT specially mentioned are measured at 230VAC input, rated load and 25°C of ambient temperature. 33% Duty cycle maximum within every 30 seconds. Average output power should not exceed the rated power. Ripple & noise are measured at 20MHz of bandwidth by using a 12" twisted pair-wire terminated with a 0.1uf & 47uf parallel capacitor. Tolerance : includes set up tolerance, line regulation and load regulation. Derating may be needed under low input voltages. Please check the derating curve for more details. The ambient temperature derating of 3.5°C/1000m with fanless models and of 5°C/1000m with fan models for operating altitude higher than 2000m(6500ft). The power supply is considered a component which will be installed into a final equipment. The final equipment must be re-confirmed that it still meets EMC directives. For guidance on how to perform these EMC tests, please refer to "EMI testing of component power. (as available on http://www.meanwell.com) <p>※ Product Liability Disclaimer : For detailed information, please refer to https://www.meanwell.com/serviceDisclaimer.aspx</p>								

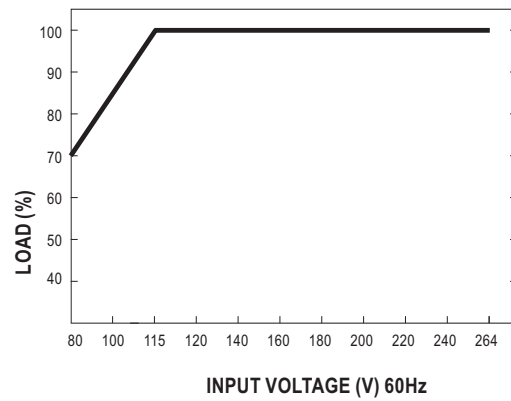
■ Block Diagram



■ Derating Curve

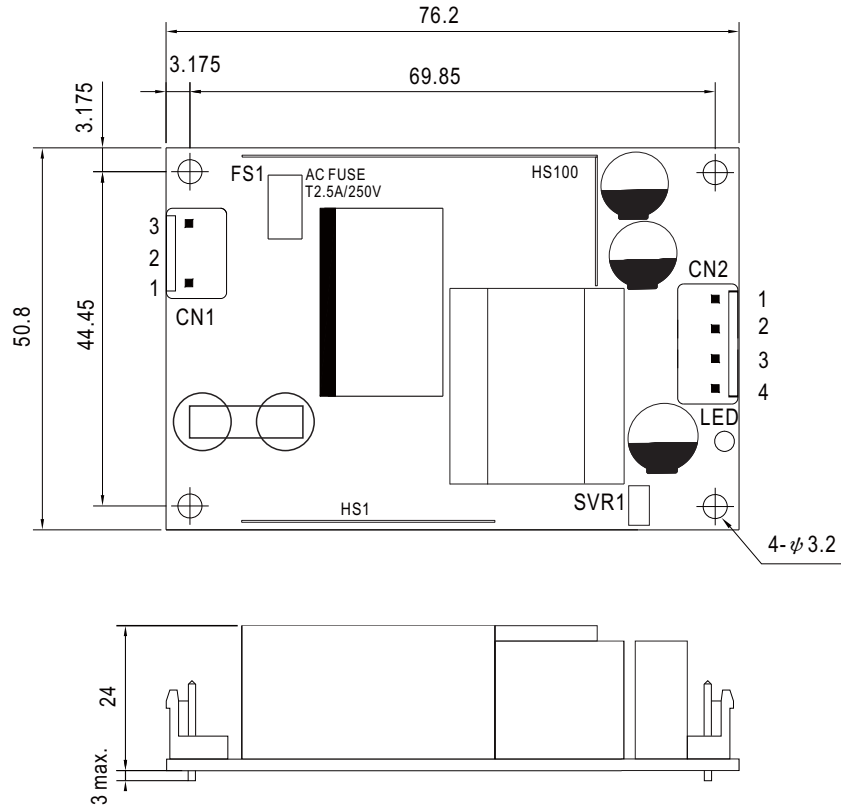


■ Static Characteristics



Mechanical Specification

Case No. Unit:mm



AC Input Connector (CN1) : JST B3P-VH or equivalent

Pin No.	Assignment	Mating Housing	Terminal
1	AC/N	JST VHR or equivalent	JST SVH-21T-P1.1 or equivalent
2	No Pin		
3	AC/L		

DC Output Connector (CN2) : JST B4P-VH or equivalent

Pin No.	Assignment	Mating Housing	Terminal
1	+V	JST VHR or equivalent	JST SVH-21T-P1.1 or equivalent
2	+V		
3	-V		
4	-V		

Installation Manual

Please refer to : <http://www.meanwell.com/manual.html>