



Наличие и актуальные цены на

GST36E12-P1L

<https://www.mean-well.ru/store/GST36E12-P1L/>



CB EAC CE VI
 EN62368-1 IEC62368-1 TPTC004

Energy Verified
 Rendement
 Énergétique Vérifié



■ Features

- Global certificates
- Universal AC input / Full range
- 2 pole EURO plug, Class II power unit
- No load power consumption < 0.075W
- **Energy efficiency Level VI**
- Comply with EU ErP and CoC Version 5
- Protections: Short circuit / Overload / Over voltage
- Fully enclosed plastic case
- Pass LPS
- -30~+70°C wide range working temperature
- LED indicator for power on
- Various DC plug quick adapter accessory available
 (Plug kit sold sperately, please refer to : https://www.meanwell.com/upload/pdf/DC_plug.pdf)
- 3 years warranty

■ Applications

- Consumer electronic devices
- Telecommunication devices
- Office facilities
- Industrial equipments

■ GTIN CODE

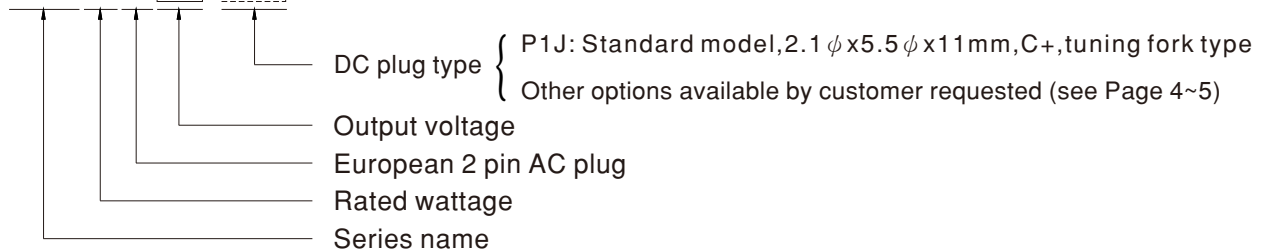
MW Search: <https://www.meanwell.com/serviceGTIN.aspx>

■ Description

GST36E is a highly reliable, 36W wall-mounted style single-output green adaptor series. This product is a class II power unit (no FG), equipped with a 2-Pin standard European AC power plug, adopting the input range from 85VAC to 264VAC. The entire series supplies different models with output voltages ranging between 5VDC and 48VDC that can satisfy the demands for various types of consumer electronic devices. With the efficiency up to 90% and the extremely low no-load power consumption below 0.075W, GST36E is compliant with EU Erp and Code of Conduct(CoC) Version 5 . The supreme feature allows the adaptor to save the energy when it is either under the operating mode or the standby mode. The entire series utilizes the 94V-0 flame retardant plastic case, providing the double insulation that effectively prevents electrical shock. GST36E is certified for the international safety regulations.

■ Model Encoding

GST 36 E 05 -P1J

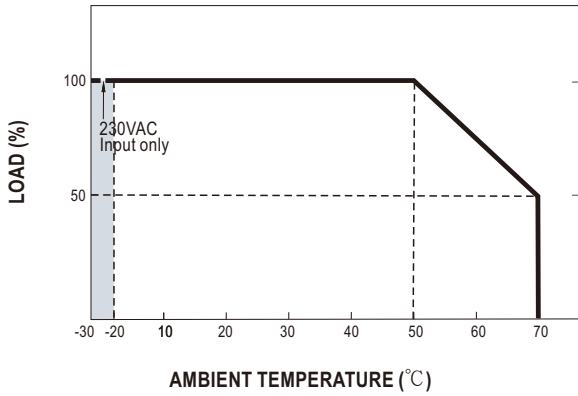




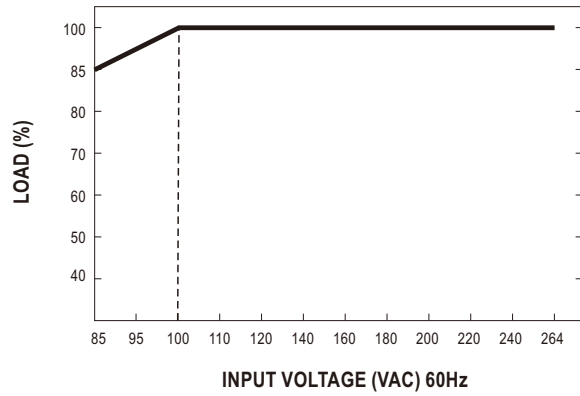
SPECIFICATION

ORDER NO.	GST36E05-P1J	GST36E09-P1J	GST36E12-P1J	GST36E24-P1J	GST36E48-P1J	
OUTPUT	SAFETY MODEL NO.	GST36E05	GST36E09	GST36E12	GST36E24	GST36E48
	DC VOLTAGE Note.2	5V	9V	12V	24V	48V
	RATED CURRENT	4.3A	3.11A	3A	1.5A	0.75A
	CURRENT RANGE	0 ~ 4.3A	0 ~ 3.11A	0 ~ 3A	0 ~ 1.5A	0 ~ 0.75A
	RATED POWER (max.)	21.5W	28W	36W	36W	36W
	RIPPLE & NOISE (max.) Note.3	90mVp-p	90mVp-p	100mVp-p	150mVp-p	200mVp-p
	VOLTAGE TOLERANCE Note.4	± 5.0%	± 5.0%	± 3.0%	± 2.0%	± 2.0%
	LINE REGULATION Note.5	± 1.0%	± 1.0%	± 1.0%	± 1.0%	± 1.0%
	LOAD REGULATION Note.6	± 5.0%	± 5.0%	± 3.0%	± 2.0%	± 2.0%
SETUP, RISE, HOLD UP TIME	1000ms, 30ms, 50ms/230VAC 1500ms, 30ms, 13ms/115VAC at full load					
INPUT	VOLTAGE RANGE Note.7	85 ~ 264VAC				
	FREQUENCY RANGE	47 ~ 63Hz				
	EFFICIENCY (Typ.)	82%	86%	87.5%	88.5%	90%
	AC CURRENT	0.8A / 115VAC 0.45A / 230VAC				
	INRUSH CURRENT (max.)	Cold start 35A / 115VAC 70A / 230VAC				
	LEAKAGE CURRENT(max.)	0.25mA / 240VAC				
PROTECTION	OVERLOAD	110 ~ 150% rated output power Protection type : Hiccup mode, recovers automatically after fault condition is removed				
	OVER VOLTAGE	110 ~ 140% rated output voltage Protection type : Clamp by zener diode				
ENVIRONMENT	WORKING TEMP.	-30 ~ +70°C (Refer to "Derating Curve")				
	WORKING HUMIDITY	20% ~ 90% RH non-condensing				
	STORAGE TEMP., HUMIDITY	-40 ~ +85°C, 10 ~ 95% RH non-condensing				
	TEMP. COEFFICIENT	±0.03% / °C (0 ~ 50°C)				
	VIBRATION	10 ~ 500Hz, 2G 10min./1cycle, period for 60min. each along X, Y, Z axes				
SAFETY & EMC (Note. 9)	SAFETY STANDARDS Note. 8	TUV EN62368-1, EAC TP TC 004 approved				
	WITHSTAND VOLTAGE	I/P-O/P:4242VDC				
	ISOLATION RESISTANCE	I/P-O/P:100M Ohms / 500VDC / 25°C / 70% RH				
	EMC EMISSION	Parameter	Standard			Test Level / Note
		Conducted emission	EN55032(CISPR32), EAC TP TC 020			Class B
		Radiated emission	EN55032(CISPR32), EAC TP TC 020			Class B
		Harmonic current	EN61000-3-2			Class A
	Voltage flicker	EN61000-3-3			-----	
	EMC IMMUNITY	BS EN/EN55035				
		Parameter	Standard			Test Level /Note
ESD		EN61000-4-2			Level 3, 8KV air; Level 2, 4KV contact	
RF field susceptibility		EN61000-4-3			Level 2, 3V/m	
EFT bursts		EN61000-4-4			Level 2, 1KV	
Surge susceptibility		EN61000-4-5			Level 3, 1KV/Line-Line	
Conducted susceptibility		EN61000-4-6			Level 2, 3V	
Magnetic field immunity		EN61000-4-8			Level 2, 3A/m	
Voltage dips , interruption	EN61000-4-11			> 95% dip 0. 5 periods, 30% dip 25 periods, > 95% interruptions 250 periods		
OTHERS	MTBF	3838.3K hrs min. Telcordia SR-332 (Bellcore) ; 557.9K hrs min. MIL-HDBK-217F (25°C)				
	DIMENSION	79*54*33mm (L*W*H)				
	PACKING	209g; 60pcs/13.5Kg/1.15CUFT				
CONNECTOR	PLUG	See page 4~5 ; Other type available by customer requested				
	CABLE	See page 4~5 ; Other type available by customer requested				
NOTE	<p>1. All parameters are specified at 230VAC input, rated load, 25°C 70% RH ambient.</p> <p>2. DC voltage: The output voltage set at point measure by plug terminal & 50% load.</p> <p>3. Ripple & noise are measured at 20MHz by using a 12" twisted pair terminated with a 0.1 μ F & 47 μ F capacitor.</p> <p>4. Tolerance: includes set up tolerance, line regulation, load regulation.</p> <p>5. Line regulation is measured from low line to high line at rated load.</p> <p>6. Load regulation is measured from 10% to 100% rated load.</p> <p>7. Derating may be needed under low input voltage. Please check the derating curve for more details.</p> <p>8. The power supply is considered as an independent unit, but the final equipment still need to re-confirm that the whole system complies with the EMC directives. For guidance on how to perform these EMC tests, please refer to "EMI testing of component power supplies." (as available on https://www.meanwell.com/Upload/PDF/EMI_statement_en.pdf)</p> <p>※ Product Liability Disclaimer : For detailed information, please refer to https://www.meanwell.com/serviceDisclaimer.aspx</p>					

■ Derating Curve



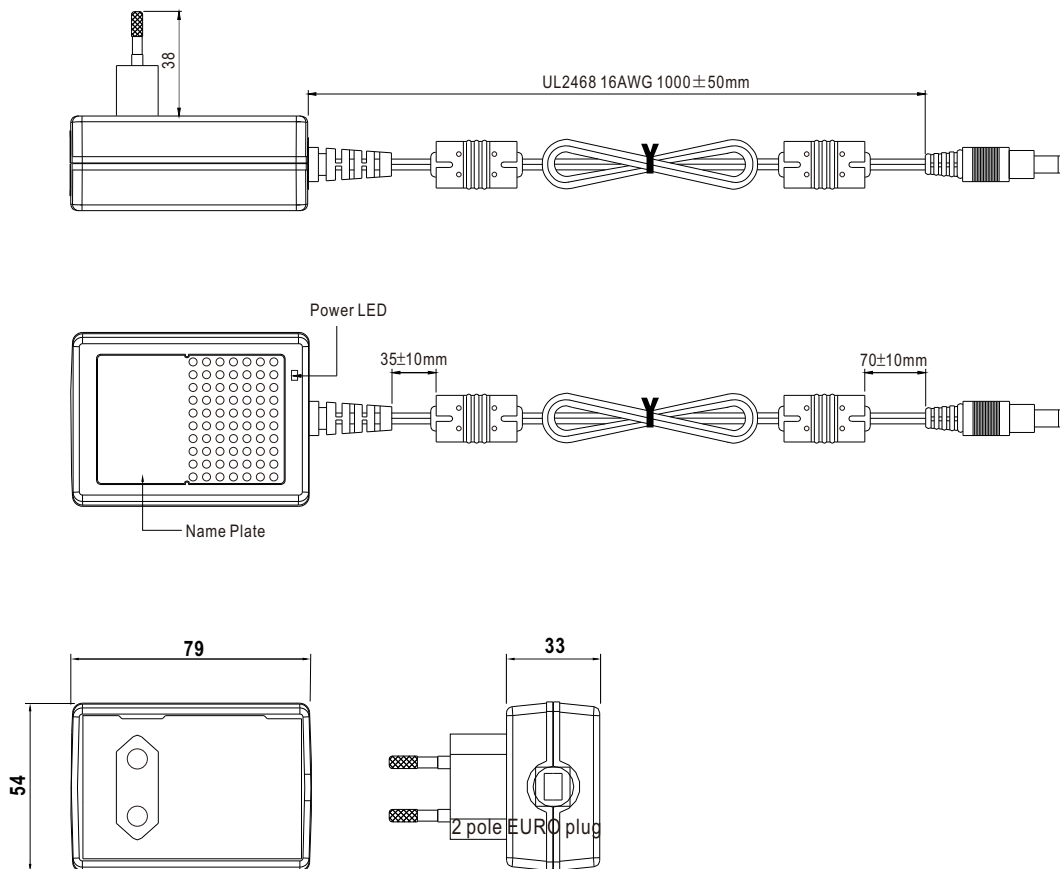
■ Static Characteristics



■ Mechanical Specification

(Unit: mm , tolerance ± 1 mm)

Case No. GSM36



■ DC output plug

◎ Standard plug: P1J

P1J	Pin Assignment
	Outside Inside

◎ DC plug changeable through:

- (1) Customization of the standard part with an optional DC plug according to the table (MOQ applicable)
- (2) Quick adapter accessory (sold separately without MOQ)

Please refer to below table and online selection guide : https://www.meanwell.com/upload/pdf/DC_plug.pdf

Example quick adapter accessory:



◎ Optional DC plug: (Available in customized cable or quick adapter)

Tuning Fork Style	Type No.	A	B	C	Quick Adapter Accessory
		OD	ID	L	
	P1I (Straight)	5.5	2.1	9.5	Available (Current rating: 7.5A max.)
	P1L (Straight)	5.5	2.5	9.5	
	P1M (Straight)	5.5	2.5	11.0	
	P1IR (Right-angled)	5.5	2.1	9.5	
	P1JR (Right-angled)	5.5	2.1	11.0	
	P1LR (Right-angled)	5.5	2.5	9.5	
	P2I (Straight)	5.5	2.1	9.5	None
	P2J (Straight)	5.5	2.1	11.0	
	P2L (Straight)	5.5	2.5	9.5	
	P2M (Straight)	5.5	2.5	11.0	
	P2IR (Right-angled)	5.5	2.1	9.5	
	P2JR (Right-angled)	5.5	2.1	11.0	
	P2S(S761K)	5.53	2.03	12.06	None
	P2K(761K)	5.53	2.54	12.06	
	P2C(S760K)	5.53	2.03	9.52	
	P2D(760K)	5.53	2.54	9.52	

Min. Pin Style	Type No.	A	B	C	Quick Adapter Accessory	
		OD	ID	L		
	P3A	2.35	0.7	11.0	Available (Current rating: 5A max.)	
	P3B	4.0	1.7	11.0		
	P3C	4.75	1.7	11.0		
Center Pin Style	Type No.	A	B	C	D	Available (Current rating: 7.5A max.)
	P4A	5.5	3.4	11.0	1.0	
	P4B	6.5	4.4	11.0	1.4	
	P4C	7.4	5.1	11.0	0.6	
Min. DIN 3 Pin with Lock (male)	Type No.	Pin Assignment		Available (Current rating: 7.5A max.)		
	R6B	PIN No.	Output			
		1	+Vo			
		2	-Vo			
3	+Vo					
Min. DIN 4 Pin with Lock (male)	Type No.	Pin Assignment		Available (Current rating: 7.5A max.)		
	R7B	PIN No.	Output			
		1	+Vo			
		2	-Vo			
		3	-Vo			
4	+Vo					
Min. DIN 4 Pin with Lock (female)	Type No.	Pin Assignment		None		
	R7BF	PIN No.	Output			
		1	+Vo			
		2	-Vo			
		3	-Vo			
4	+Vo					
DIN 5 Pin (male)	Type No.	Pin Assignment		Available (Current rating: 7.5A max.)		
	R1B	PIN No.	Output			
		1	-Vo			
		2	-Vo			
		3	+Vo			
		4	-Vo			
5	+Vo					
Stripped and tinned leads	Type No.	Pin Assignment		None		
<p>Length of Land L1 by request (MW's standard length, L: 25 mm, L1: 5 mm) (NOTE: The wire color is for reference only, please refer to the actual product)</p>	by customer	PIN No.	Output			
		1	+Vo			
2	-Vo					

■ Installation Manual

Please refer to : <http://www.meanwell.com/manual.html>