



Наличие и актуальные цены на

HBG-160-24A

<https://www.mean-well.ru/store/HBG-160-24A/>



160W Constant Voltage + Constant Current LED Driver

HBG-160 series



User's Manual



IS 15885(Part 2/Sec13)

8

R-41027766

(for 36A, 48A, 48B, 60A, 60DA only)



SELV IP65 IP67



Features

- Constant Voltage + Constant Current mode output
- Circular metal housing with class I design
- Built-in active PFC function
- IP67 / IP65 rating for indoor or outdoor installations
- Function options: output adjustable via potentiometer; 3 in 1 dimming; DALI
- Typical lifetime>50000 hours
- 5 years warranty

Applications

- LED bay lighting
- LED stage lighting
- LED spot lighting
- Type "HL" for use in Class I, Division 2 hazardous (Classified) location.

GTIN CODE

MW Search: <https://www.meanwell.com/serviceGTIN.aspx>

Description

HBG-160 series is a 160W AC/DC LED driver featuring the circular shape design. It operates from 90~305VAC and offers the dual modes constant voltage and constant current output models with different rated voltage between 24V and 60V. Thanks to the high efficiency up to 93.5%, with the fanless design, the entire series is able to operate for -40°C ~ +85°C case temperature under free air convection. The design of metal housing and IP67/IP65 ingress protection level allows this series to fit both indoor and outdoor applications. HBG-160 is equipped with various function options, such as dimming methodologies, so as to provide the optimal design flexibility for LED lighting system.

Model Encoding

HBG - 160 - 36 A

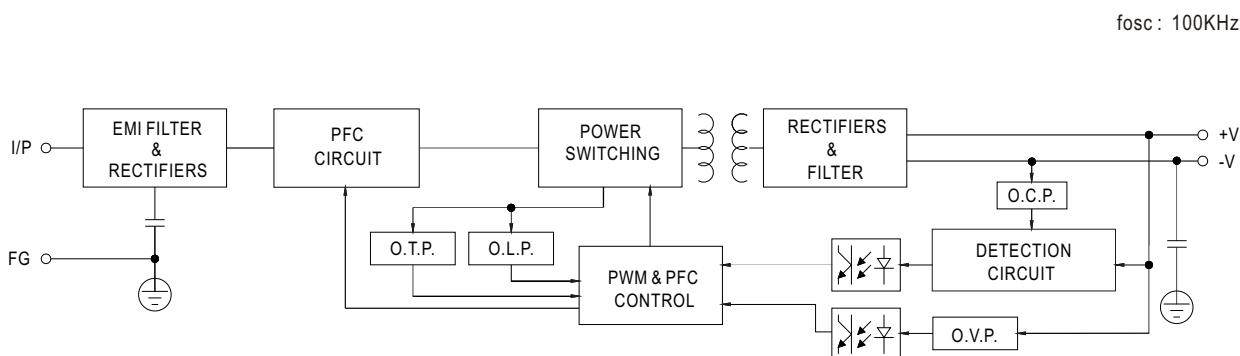
- Function mode option
- Rated output voltage(24/36/48/60V)
- Rated wattage
- Series name

Type	IP Level	Function	Note
Blank	IP67	Io fixed.	In Stock
A	IP65	Io adjustable through built-in potentiometer.	In Stock
B	IP67	3 in 1 dimming function (1~10Vdc, 10V PWM signal and resistance)	In Stock
AB	IP65	Io adjustable through built-in potentiometer with 3 in 1 dimming function	In Stock
DA	IP67	DALI control technology.	In Stock

SPECIFICATION

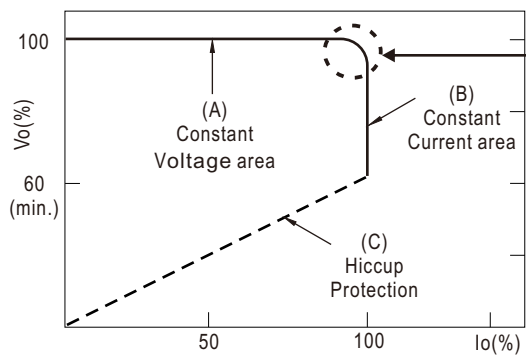
MODEL		HBG-160-24	HBG-160-36	HBG-160-48	HBG-160-60
OUTPUT	DC VOLTAGE	24V	36V	48V	60V
	CONSTANT CURRENT REGION <small>Note.2</small>	14.4 ~ 24V	21.6 ~ 36V	28.8 ~ 48V	36 ~ 60V
	RATED CURRENT	6.5A	4.4A	3.3A	2.6A
	RATED POWER	156W	158.4W	158.4W	156W
	RIPPLE & NOISE (max.) <small>Note.3</small>	200mVp-p	300mVp-p	300mVp-p	300mVp-p
	CURRENT ADJ. RANGE	Adjustable for A/AB-Type (via built-in potentiometer)			
		3.9 ~ 6.5A	2.6 ~ 4.4A	1.98 ~ 3.3A	1.6 ~ 2.6A
	VOLTAGE TOLERANCE <small>Note.4</small>	±2.0%			
	LINE REGULATION	±0.5%			
	LOAD REGULATION	±1.0%			
SETUP, RISE TIME <small>Note.6</small>	2500ms, 200ms / 115VAC		500ms, 200ms / 230VAC		
HOLD UP TIME (Typ.)	12ms /115VAC, 230VAC				
INPUT	VOLTAGE RANGE <small>Note.5</small>	90 ~ 305VAC 127~417VDC (Please refer to "STATIC CHARACTERISTIC" section)			
	FREQUENCY RANGE	47 ~ 63Hz			
	POWER FACTOR	PF>0.98/115VAC, PF>0.95/230VAC, PF>0.92/277VAC@full load (Please refer to "POWER FACTOR (PF) CHARACTERISTIC" section)			
	TOTAL HARMONIC DISTORTION	THD< 20% (@load≥60%/115VC, 230VAC; @load≥75%/277VAC) (Please refer to "TOTAL HARMONIC DISTORTION(THD)" section)			
	EFFICIENCY (Typ.) <small>Note.7</small>	92%	92%	93%	93.5%
	AC CURRENT (Typ.)	1.7A / 115VAC	0.78A / 230VAC	0.7A / 277VAC	
	INRUSH CURRENT (Typ.)	COLD START 65A(twidth=550μs measured at 50% Ipeak) at 230VAC; Per NEMA 410			
	MAX. No. of PSUs on 16A CIRCUIT BREAKER	4 units (circuit breaker of type B) / 7 units (circuit breaker of type C) at 230VAC			
LEAKAGE CURRENT	<0.75mA / 277VAC				
PROTECTION	OVER CURRENT	95 ~ 108% Constant current limiting, recovers automatically after fault condition is removed			
	SHORT CIRCUIT	Hiccup mode, recovers automatically after fault condition is removed			
	OVER VOLTAGE	28 ~ 34V	41 ~ 47V	54 ~ 62V	65 ~ 75V
		Shut down o/p voltage with auto-recovery or re-power on to recovery			
	OVER TEMPERATURE	Shut down o/p voltage, recovers automatically after temperature goes down			
ENVIRONMENT	WORKING TEMP.	Tcase=-40 ~ +85℃ (Please refer to " OUTPUT LOAD vs TEMPERATURE" section)			
	MAX. CASE TEMP.	Tcase=+85℃			
	WORKING HUMIDITY	20 ~ 95% RH non-condensing			
	STORAGE TEMP., HUMIDITY	-40 ~ +80℃, 10 ~ 95% RH			
	TEMP. COEFFICIENT	±0.03%/℃ (0 ~ 50℃)			
	VIBRATION	10 ~ 500Hz, 5G 12min./1cycle, period for 72min. each along X, Y, Z axes			
SAFETY & EMC	SAFETY STANDARDS	UL8750(type"HL"),CSA C22.2 No.250.13-12, TUV BS EN/EN61347-1,BS EN/EN61347-2-13; BIS IS15885(for 36A,48A,48B,60A, 60DA only), EAC TP TC 004, GB19510.1,GB19510.14, IP65 or IP67 approved			
	DALI STANDARDS	Compliance to IEC62386-101, 102, 207 for DA-Type only			
	WITHSTAND VOLTAGE	I/P-O/P:3.75KVAC I/P-FG:2KVAC O/P-FG:0.5KVAC			
	ISOLATION RESISTANCE	I/P-O/P, I/P-FG, O/P-FG:100M Ohms / 500VDC / 25℃ / 70% RH			
	EMC EMISSION	Compliance to BS EN/EN55015, BS EN/EN61000-3-2 Class C (@load ≥ 60%) ; BS EN/EN61000-3-3, GB/T 17743, GB17625.1, EAC TP TC 020			
	EMC IMMUNITY	Compliance to BS EN/EN61000-4-2,3,4,5,6,8,11, BS EN/EN61547,light industry level (surge immunity:Line-Earth:4KV, Line-Line:2KV), EAC TP TC 020			
OTHERS	MTBF	2047.8K hrs min. Telcordia SR-332 (Bellcore) ;194.1K hrs min. MIL-HDBK-217F (25℃)			
	DIMENSION	φ 151.68mm *66.5mm (D * H)			
	PACKING	1.53Kg; 8pcs/13.8Kg/1.37CUFT			
NOTE	1. All parameters NOT specially mentioned are measured at 230VAC input, rated current and 25℃ of ambient temperature. 2. Please refer to "DRIVING METHODS OF LED MODULE". 3. Ripple & noise are measured at 20MHz of bandwidth by using a 12" twisted pair-wire terminated with a 0.1uf & 47uf parallel capacitor. 4. Tolerance : includes set up tolerance, line regulation and load regulation. 5. De-rating may be needed under low input voltages. Please refer to "STATIC CHARACTERISTIC" sections for details. 6. Length of set up time is measured at cold first start. Turning ON/OFF the driver may lead to increase of the set up time. 7. The DA type power supply is less efficient than the typical efficiency in specification by 1%. 8. The driver is considered as a component that will be operated in combination with final equipment. Since EMC performance will be affected by the complete installation, the final equipment manufacturers must re-qualify EMC Directive on the complete installation again. (as available on https://www.meanwell.com/Upload/PDF/EMI_statement_en.pdf) 9. This series meets the typical life expectancy of >50,000 hours of operation when Tcase, particularly (Tc) point (or TMP, per DLC), is about 70℃ or less. 10. Please refer to the warranty statement on MEAN WELL's website at http://www.meanwell.com 11. The ambient temperature derating of 3.5℃/1000m with fanless models and of 5℃/1000m with fan models for operating altitude higher than 2000m(6500ft). 12. For any application note and IP water proof function installation caution, please refer our user manual before using. https://www.meanwell.com/Upload/PDF/LED_EN.pdf 13. For A/AB type need to consider build-in using or filling the lo adjusting hole with the potting compound to comply with Type HL application. ※ Product Liability Disclaimer : For detailed information, please refer to https://www.meanwell.com/serviceDisclaimer.aspx				

■ BLOCK DIAGRAM



■ DRIVING METHODS OF LED MODULE

- ※ This series is able to work in either Constant Current mode (a direct drive way) or Constant Voltage mode (usually through additional DC/DC driver) to drive the LEDs.



Typical output current normalized by rated current (%)

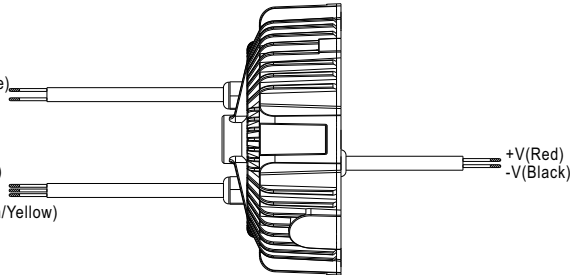
In the constant current region, the highest voltage at the output of the driver depends on the configuration of the end systems.
Should there be any compatibility issues, please contact MEAN WELL.

■ DIMMING OPERATION

* DIM+ for B/AB-Type
DA+ for DA-Type
** DIM- for B/AB-Type
DA- for DA-Type

* DIM+ (Purple)
** DIM- (Pink)

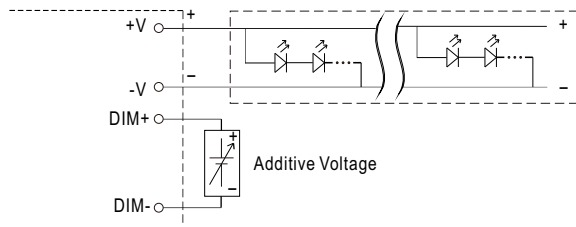
AC/L (Brown)
AC/N (Blue)
FG ⊕ (Green/Yellow)



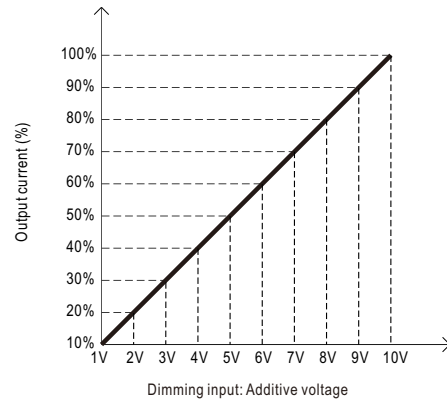
※ 3 in 1 dimming function (for B/AB-Type)

- Output constant current level can be adjusted by applying one of the three methodologies between DIM+ and DIM-:
1 ~ 10VDC, or 10V PWM signal or resistance.
- Direct connecting to LEDs is suggested. It is not suitable to be used with additional drivers.
- Dimming source current from power supply: 100 μ A (typ.)

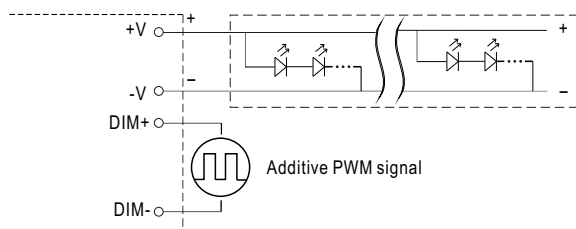
◎ Applying additive 1 ~ 10VDC



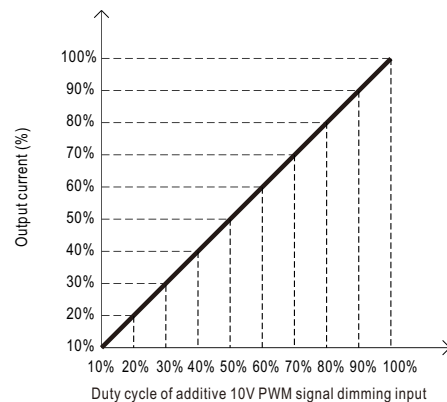
"DO NOT connect "DIM- to -V"



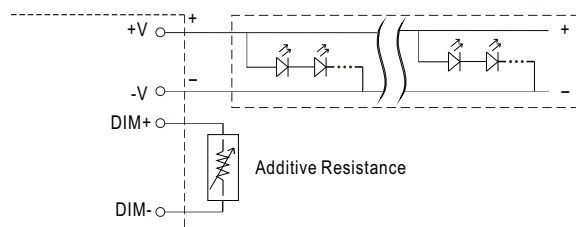
◎ Applying additive 10V PWM signal (frequency range 100Hz ~ 3KHz):



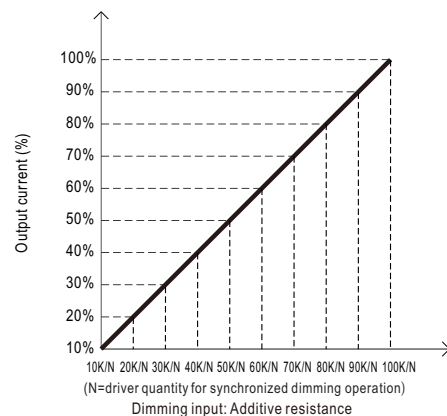
"DO NOT connect "DIM- to -V"



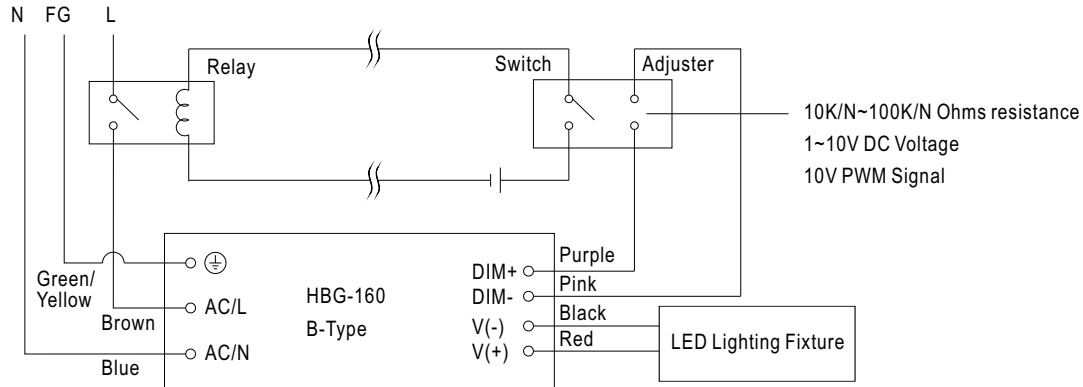
◎ Applying additive resistance:



"DO NOT connect "DIM- to -V"



Note: In the case of turning the lighting fixture down to 0% brightness, please refer to the configuration as follow, or please contact MEAN WELL for other options.

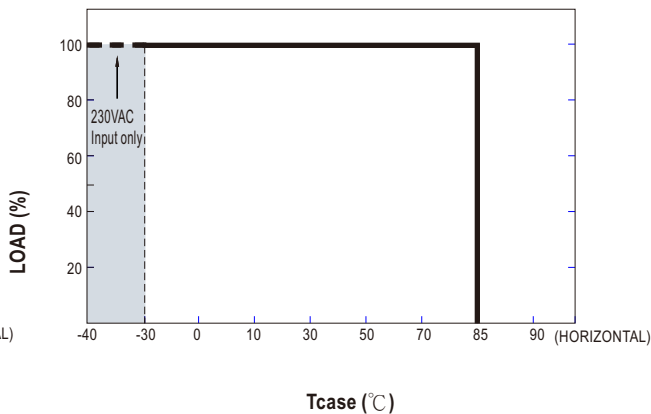
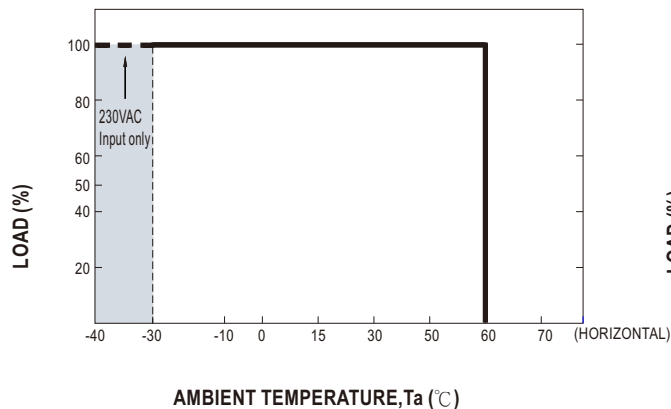


Using a switch and relay can turn ON/OFF the lighting fixture.

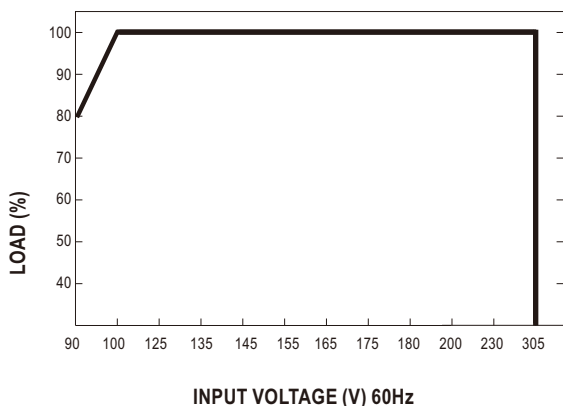
※ **DALI Interface (primary side; for DA-Type)**

- Apply DALI signal between DA+ and DA-.
- DALI protocol comprises 16 groups and 64 addresses.
- First step is fixed at 8% of output.

■ OUTPUT LOAD vs TEMPERATURE(Note.10)



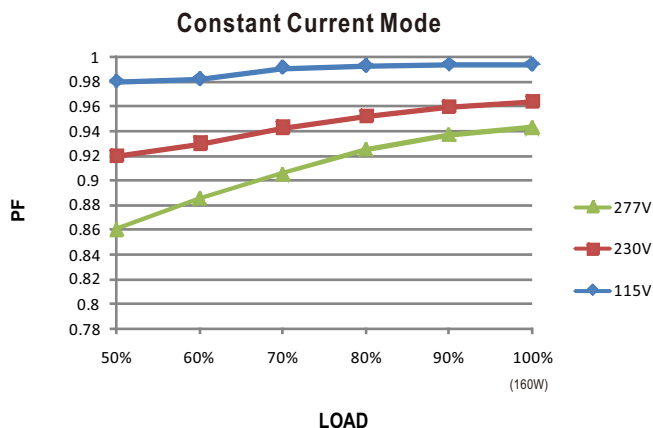
■ STATIC CHARACTERISTIC



※ De-rating is needed under low input voltage.

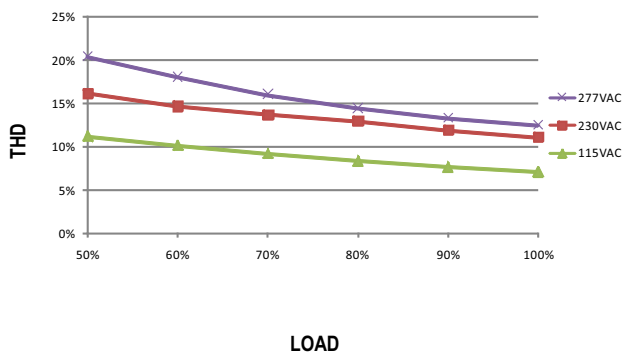
■ POWER FACTOR (PF) CHARACTERISTIC

※ T_{case} at 75°C



■ TOTAL HARMONIC DISTORTION (THD)

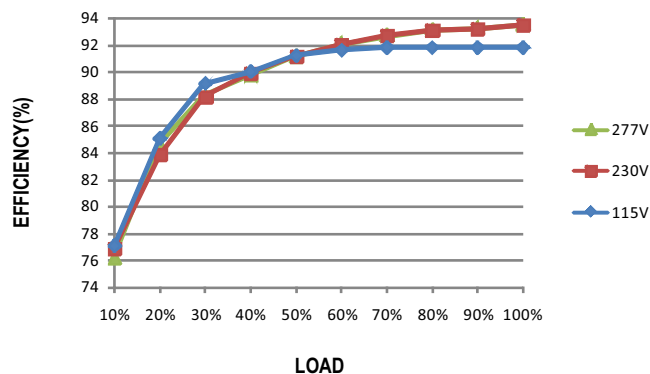
※ 48V Model, T_{case} at 75°C



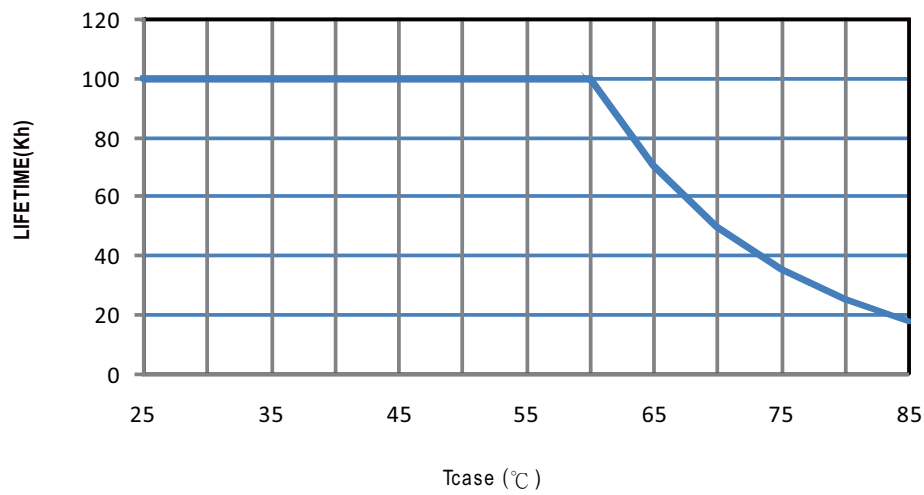
■ EFFICIENCY vs LOAD

HBG-160 series possess superior working efficiency that up to 93% can be reached in field applications.

※ 48V Model, T_{case} at 75°C



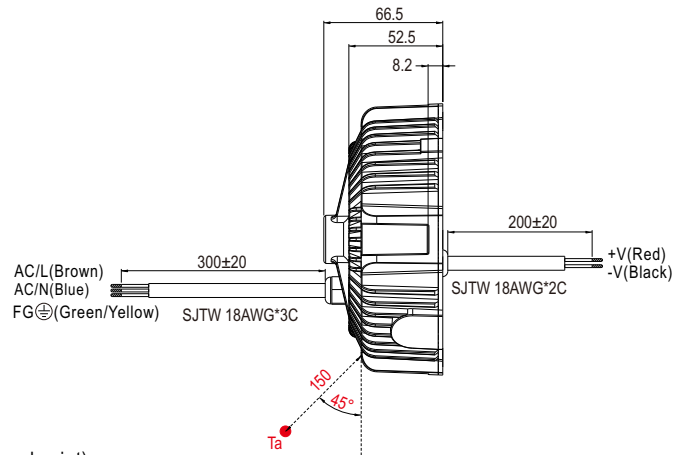
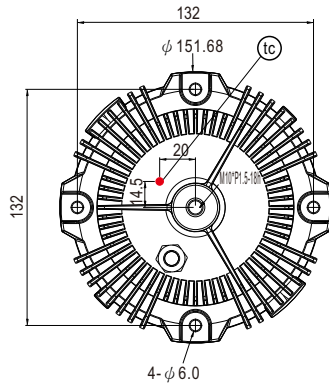
■ LIFE TIME



MECHANICAL SPECIFICATION

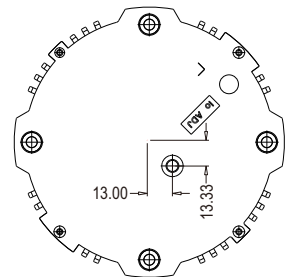
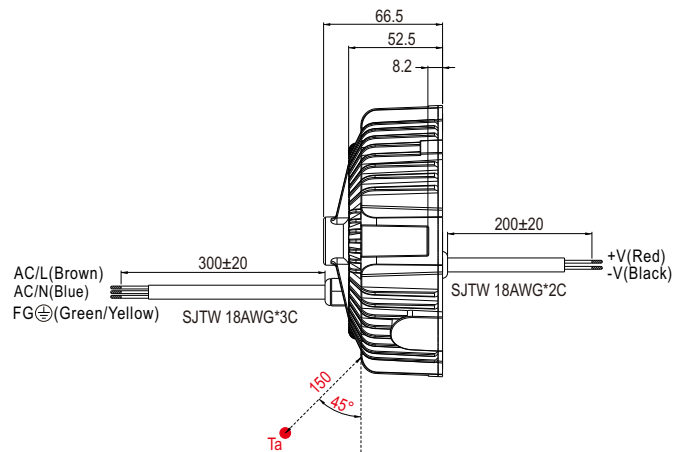
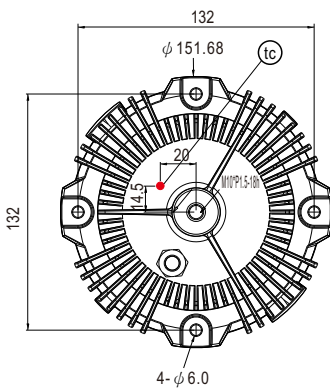
Case No.211 Unit:mm Tolerance:±1

※ Blank-Type



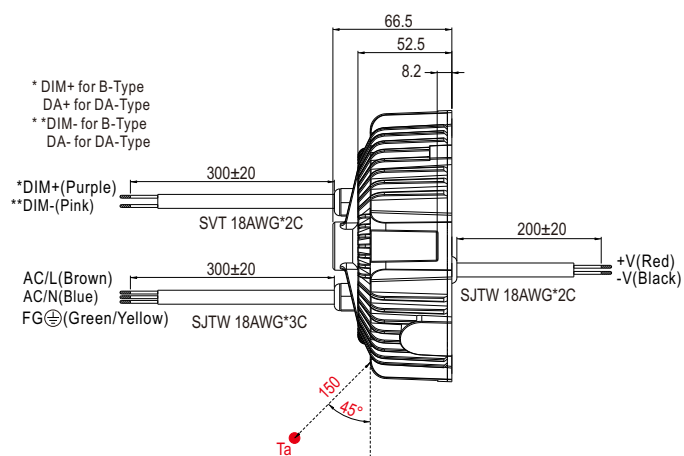
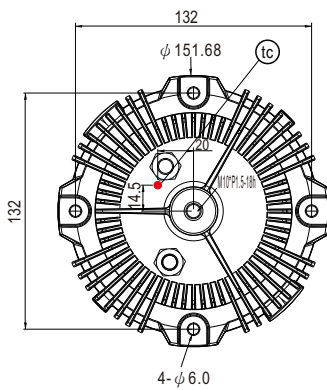
- (tc) : Max. Case Temperature. (case temperature measured point)
- Ta: Ambient Temperature measured point

※ A-Type



- (tc) : Max. Case Temperature. (case temperature measured point)
- Ta: Ambient Temperature measured point

※ B/DA-Type



* DIM+ for B-Type
DA+ for DA-Type
* DIM- for B-Type
DA- for DA-Type

*DIM+ (Purple)
**DIM- (Pink)

- (tc) : Max. Case Temperature. (case temperature measured point)
- Ta: Ambient Temperature measured point

