



Наличие и актуальные цены на

**LDH-45B-1050**

<https://www.mean-well.ru/store/LDH-45B-1050/>



### Features :

- DC/DC step-up converter
- Constant current output : 350mA to 1050mA
- Wide output LED string voltage up to 126VDC
- High efficiency up to 95%
- PWM + analog dimming and remote ON/OFF control [(Blank) type or W type]
- DALI dimming [(Blank)DA type or WDA type]
- Protections: Short circuit / Over voltage / Under voltage
- Cooling by free air convection
- Fully encapsulated
- 3 years warranty

User's Manual



### GTIN CODE

MW Search: <https://www.meanwell.com/serviceGTIN.aspx>


(for DA-Type only)

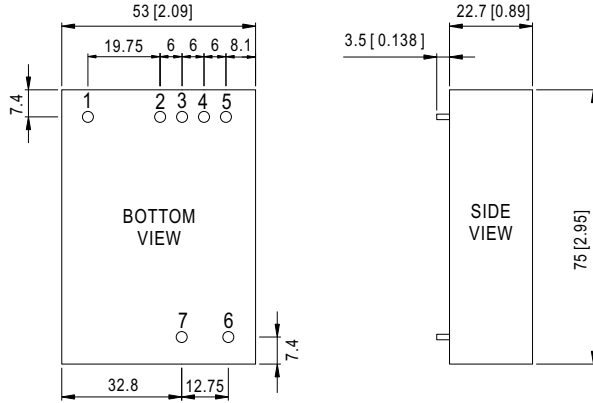
LDH-45□-350○ □=A or B; A: 9~18VDC input range, B: 18~32VDC input range  
○=(Blank) or W or (Blank)DA or WDA ;  
(Blank): PIN style, PWM+analog dimming  
W: Wire style, PWM+analog dimming  
(Blank)DA: PIN style, DALI dimming  
WDA: Wire style, DALI dimming

### SPECIFICATION

MODEL		LDH-45A-350○	LDH-45A-500○	LDH-45A-700○	LDH-45A-1050○	LDH-45B-350○	LDH-45B-500○	LDH-45B-700○	LDH-45B-1050○	
OUTPUT	RATED CURRENT		350mA	500mA	700mA	1050mA	350mA	500mA	700mA	1050mA
	CURRENT ACCURACY(Typ.)		±5% at 12VDC input				±5% at 24VDC input			
	VOLTAGE RANGE Note.2	Non-DALI	12~86VDC	12~86VDC	12~64VDC	12~43VDC	21~126VDC	21~86VDC	21~64VDC	21~43VDC
		DALI	24~86VDC	24~86VDC	24~64VDC	24~43VDC	36~126VDC	36~86VDC	36~64VDC	36~43VDC
	NO LOAD OUTPUT VOLTAGE(max.)		100V	100V	75V	50V	146V	100V	75V	50V
	RATED POWER		30.1W	43W	44.8W	45.15W	44.1W	43W	44.8W	45.15W
INPUT	RIPPLE & NOISE (max.) Note.3		2.5Vp-p	2.5Vp-p	1.9Vp-p	1.9Vp-p	2.5Vp-p	1.7Vp-p	1.2Vp-p	1.2Vp-p
	RATED VOLTAGE		12VDC				24VDC			
	VOLTAGE RANGE Note.2		9~18VDC				18~32VDC			
	EFFICIENCY (max.)		91%	90%	90%	91%	93%	94%	95%	95%
DC CURRENT (Typ.)		2.8A	4.1A	4.2A	4.2A	2.1A	2.1A	2A	2A	
PWM DIMMING & ON/OFF CONTROL	REMOTE ON/OFF		Leave open if not used							
			Power ON with dimming: PWM signal >2~8VDC or open circuit, between PWM DIM and DIM-							
			Power OFF : PWM signal <0.5VDC or short or PWM duty is equal to 0%, between PWM DIM and DIM-							
	PWM DIMMING FREQUENCY		1K~10KHz							
QUIESCENT INPUT CURRENT IN SHUTDOWN MODE(Typ.)		7mA when PWM dimming OFF								
ANALOG DIMMING & ON/OFF CONTROL	REMOTE ON/OFF		Leave open if not used							
			Power on with dimming: DC input >0.25~8VDC or open circuit, between Analog DIM and DIM-							
			Power off : DC input <0.2VDC or short, between Analog DIM and DIM-							
	DIM INPUT VOLTAGE RANGE		0.25~1.3VDC							
	MAX OPERATION VOLTAGE		8V; The output current remains constant when voltage changes from 1.3V to 8V							
QUIESCENT INPUT CURRENT IN SHUTDOWN MODE(Typ.)		7mA when Analog dimming OFF								
PROTECTION	SHORT CIRCUIT		Protection type : Power OFF and fuse open							
	OVER VOLTAGE (max.)		100V	100V	75V	50V	146V	100V	75V	50V
ENVIRONMENT	WORKING TEMP.		Protection type : Constant output voltage and shut off o/p current, recovers automatically after fault condition is removed							
	WORKING HUMIDITY		-40 ~ +70℃ (Refer to "Derating Curve")							
	STORAGE TEMP., HUMIDITY		20 ~ 90% RH non-condensing							
	TEMP. COEFFICIENT		-40 ~ +85℃, 10 ~ 95% RH							
	VIBRATION		±0.03%/℃ (0 ~ 50℃)							
SAFETY & EMC	SOLDERING TEMPERATURE		10 ~ 500Hz, 2G 10min./1cycle, period for 60min. each along X, Y, Z axes							
	SAFETY STANDARDS		Wave soldering: 265℃, 5s (max.); Manual soldering: 390℃, 3s (max.)							
	EMC EMISSION		LVD BS EN/EN61347-1, BS EN/EN61347-2-13, EAC TP TC 004 approved							
	EMC IMMUNITY		Compliance to BS EN/EN55015;EAC TP TC 020							
OTHERS	MTBF		Compliance to BS EN/EN61547,BS EN/EN61000-4-2,3,4,6,8; light industry level;EAC TP TC 020							
	DIMENSION		12195.2K hrs min. Telcordia SR-332 (Bellcore) ; 1179.3K hrs min. MIL-HDBK-217F (25℃)							
	PACKING		75*53*22.7mm (L*W*H)							
NOTE	PACKING		138g;100pcs/14.8Kg/0.83CUFT[(Blank) type or (Blank) DA type],1.04CUFT(W type or WDA type)							
	NOTE		1. All parameters are specified at normal input(12VDC,24VDC), rated load, 25℃ 70% RH ambient. 2. (Blank) type and W type output voltage must step up by 3 Volts from input DC voltage; (Blank)DA type and WDA type output voltage must step up by 12 Volts from input DC voltage. 3. Ripple & noise are measured at 20MHz of bandwidth by using a 12" twisted pair-wire terminated with a 0.1uf parallel capacitor. ※ Product Liability Disclaimer : For detailed information, please refer to <a href="https://www.meanwell.com/serviceDisclaimer.aspx">https://www.meanwell.com/serviceDisclaimer.aspx</a>							
			File Name:LDH-45-SPEC 2024-10-15							

## Mechanical Specification

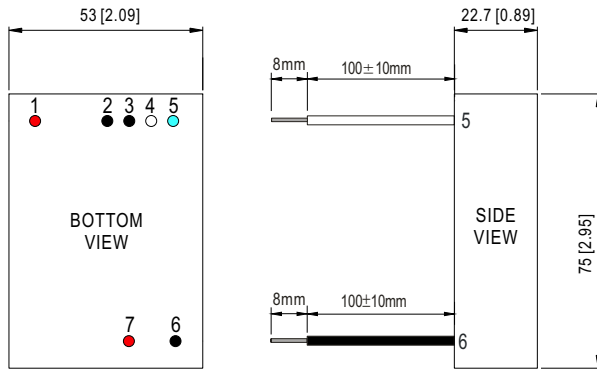
### LDH (PIN Style):

Unit: mm [inch] Tolerance:  $\pm 1$ 

NOTE: PIN size tolerance  $1.0 \phi \pm 0.05\text{mm}$ 

## Pin Configuration

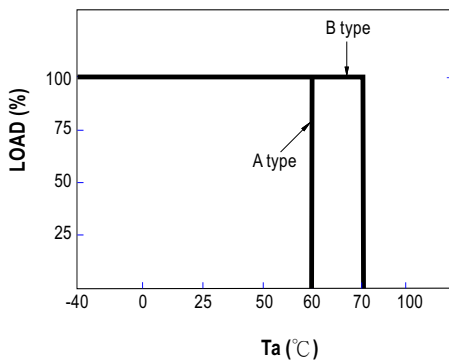
PIN No.	Output	Description
1	Vin+	DC Supply
2	Vin-	Don't connect to Vout-
3	DIM-	○=(Blank) type: GND of DIM signal Don't connect to Vout- or Vin-
	DA-	○=(Blank)DA type: DALI- signal
4	Analog DIM	○=(Blank) type: ON/OFF and analog dimming (leave open if not used)
	DA+	○=(Blank)DA type: DALI+ signal
5	PWM DIM	ON/OFF and PWM dimming (leave open if not used) [(Blank)DA type: no such PIN]
6	Vout-	LED - connection
7	Vout+	LED + connection

### LDH (Wire Style):

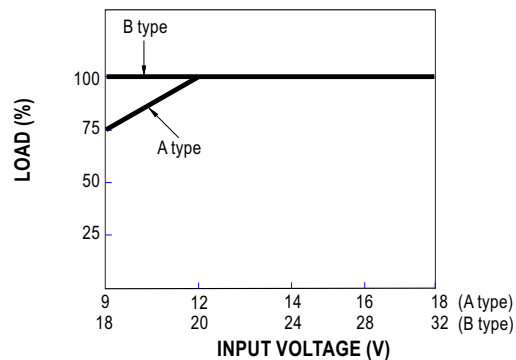


PIN No.	Output	Description
1	Vin+(red)	DC Supply
2	Vin-(black)	Don't connect to Vout-
3	DIM-(black)	○=W type: GND of DIM signal Don't connect to Vout- or Vin-
	DA-(white)	○=WDA type: DALI- signal
4	Analog DIM (white)	○=W type: ON/OFF and analog dimming (leave open if not used)
	DA+(blue)	○=WDA type: DALI+ signal
5	PWM DIM (blue)	ON/OFF and PWM dimming (leave open if not used) [WDA type: no such PIN]
6	Vout-(black)	LED - connection
7	Vout+(red)	LED + connection

## Derating Curve



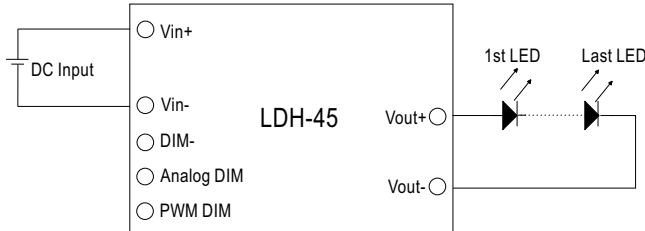
## Static Characteristics



## Standard Application

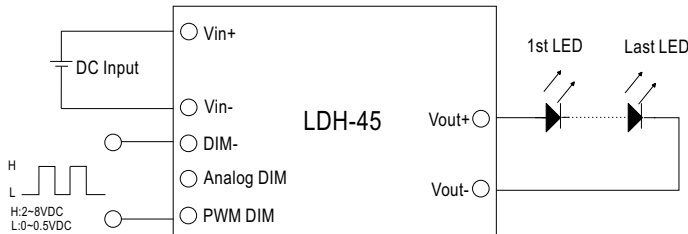
### ※ Operation without dimming:

IO operates at rated current without dimming function when the pins of analog DIM and PWM DIM keep open

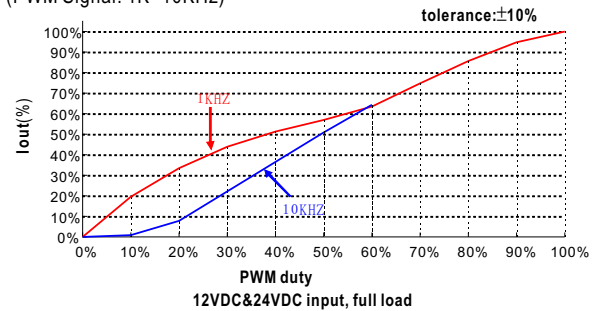


### ※ PWM Dimming Control (non DA type):

IO adjustment by PWM Signal



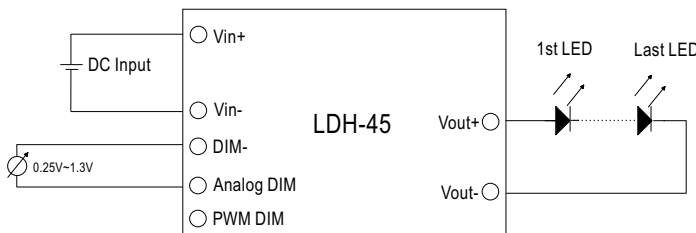
During PWM dimming operation, IO will change with the PWM duty (PWM Signal: 1K~10KHz)



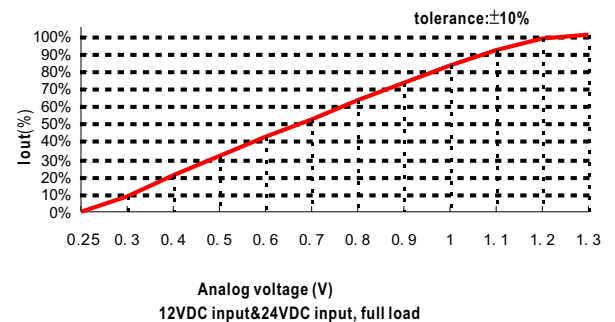
Note: DALI dimming curve refer to 10KHz curve

### ※ Analog Dimming Control (non DA type):

IO adjustment by DC voltage

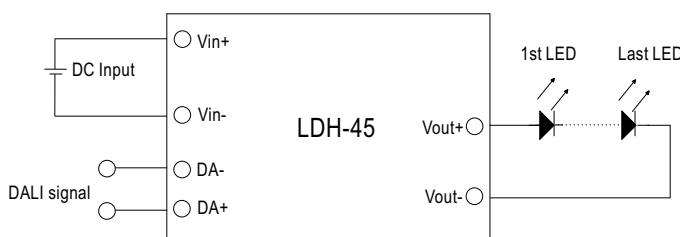


During analog dimming operation, IO will change with DC input voltage



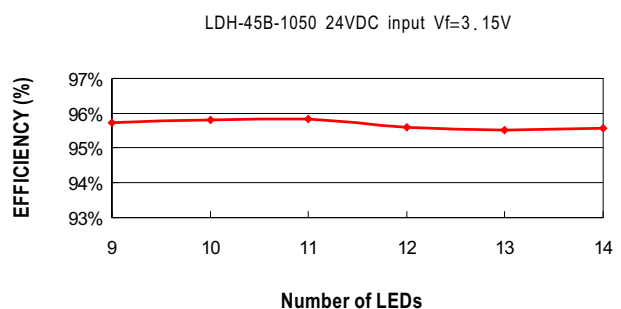
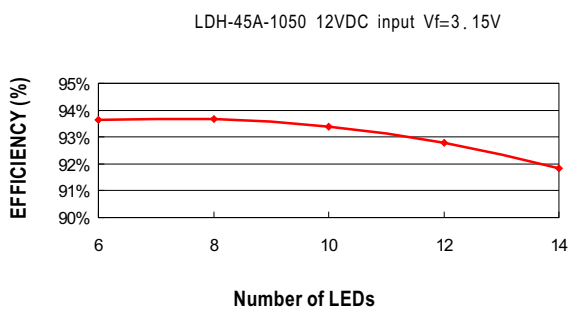
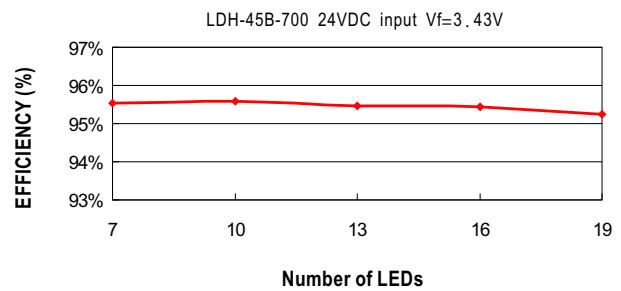
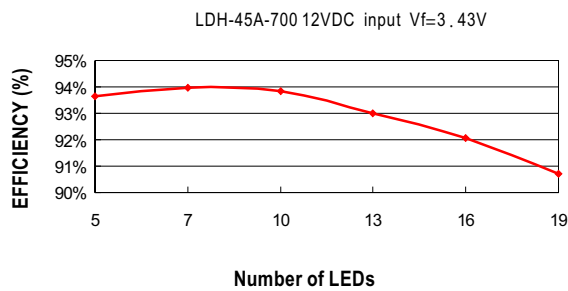
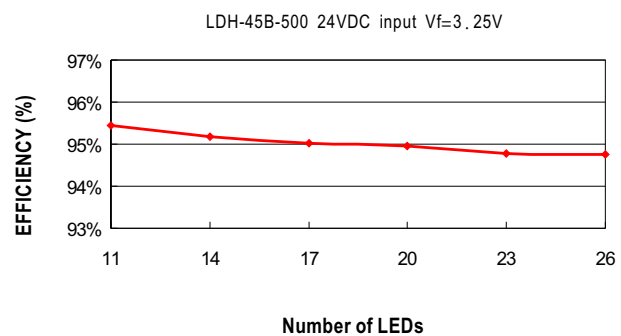
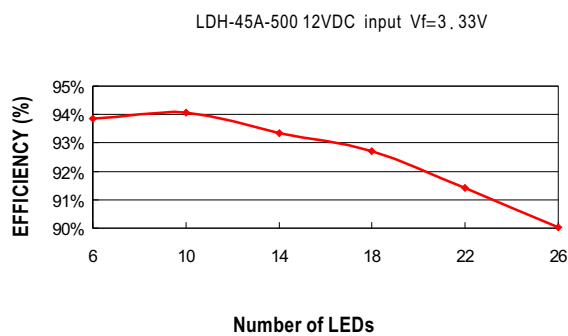
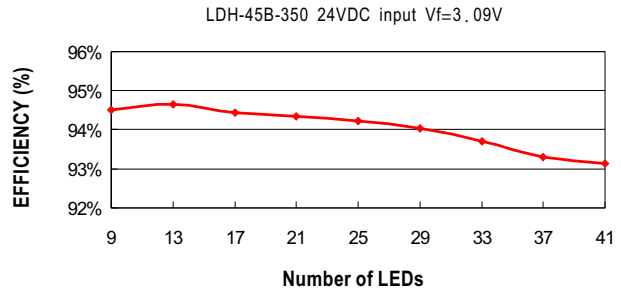
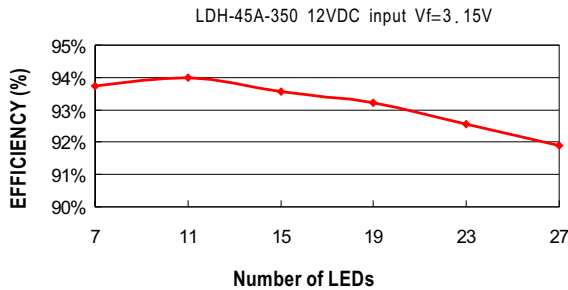
### ※ DALI Dimming Control (DA type only):

IO adjustment by DALI signal



- DALI protocol including 16 groups and 64 addresses.
- Min. dimming level is about 8% of output.

## ■ Efficiency VS Output Voltage(Number of LEDs)



### Application Notes:

- 1.The positive and negative input terminals must be connected correctly and negative voltage can not be input to avoid damage to the power supply.
- 2.Due to the large input current, please pay attention to the voltage drop of the wiring, to ensure the power supply to work properly.
- 3.At dim off,LDH output voltage will drop to the same level as input voltage.To get luminaires complete dark, please make luminaires are light off when they are driving by the input voltage.

## ■ Application Notes of EMC

1. If LDH-45 is powered by a battery, comply with BS EN/EN55015 without additional Input filter and capacitors.
2. If LDH-45 is powered by DC Bus, additional EMC filter parts shall be added to meet BS EN/EN55015. The recommended circuit is shown in Figure1

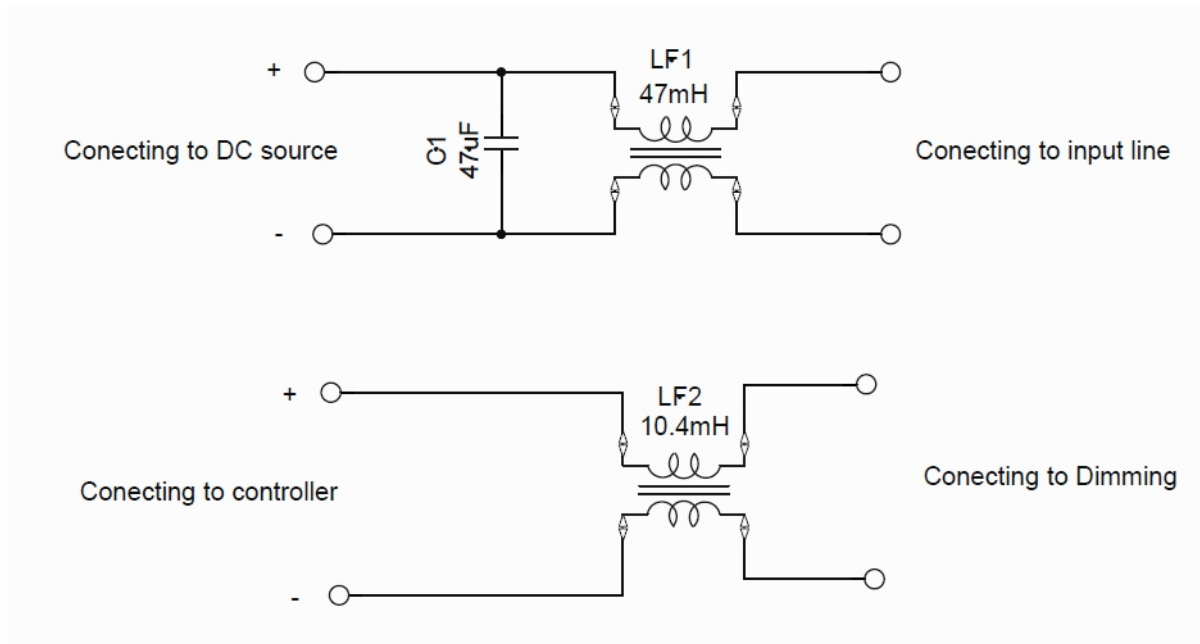


Figure 1