



Наличие и актуальные цены на

LPC-100-1050

<https://www.mean-well.ru/store/LPC-100-1050/>



User's Manual



IP67 [REDACTED] CE UK CB

Features

- Constant current design
- Universal AC input/full range
- Withstand 300VAC surge input for 5 seconds
- High efficiency up to 90%
- Protections: Short circuit / Over voltage
- Cooling by free air convection
- Fully encapsulated with IP67 level (Note.6)
- Fully isolated plastic case
- Class II power unit, no FG
- 100% full load burn-in test
- Low cost, high reliability
- 2 years warranty (Note.4)

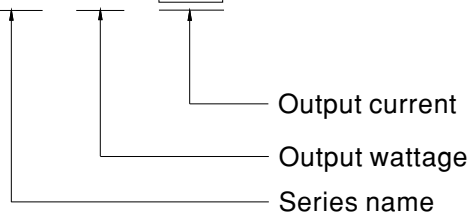
Description

LPC-100 series is one 100W single output AC/DC LED switching power supply. It features the constant current design, providing various models with the output current ranging from 350mA through 2100mA the LED lighting applications employ the most frequently.

LPC-100 operates for the range 90~264VAC so it can perfectly work for most of the countries in the world. The whole series is based on class II (without FG pin) design, housed with a 94V-0 flame retardant plastic case. With the working efficiency up to 90%, LPC-100 can work at the ambient temperature between -25°C~+50°C under air convection.

Model Encoding

LPC - 100 - 700



Applications

- Suitable for LED related fixture or appliance (such as LED Decoration or Advertisement devices)(Note.9)

GTIN CODE

MW Search: <https://www.meanwell.com/serviceGTIN.aspx>



100W Single Output LED Power Supply

LPC-100 series

SPECIFICATION

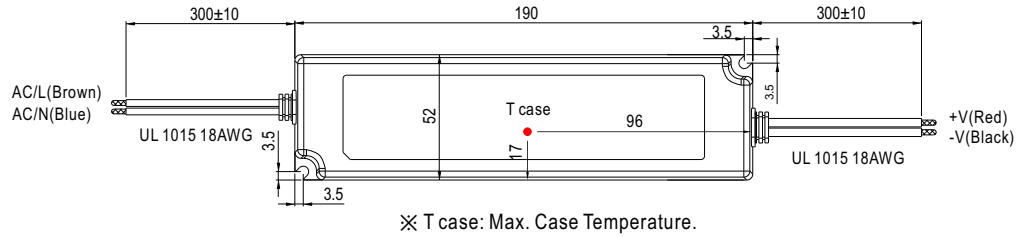
MODEL		LPC-100-350	LPC-100-500	LPC-100-700	LPC-100-1050	LPC-100-1400	LPC-100-1750	LPC-100-2100
OUTPUT	RATED CURRENT	350mA	500mA	700mA	1050mA	1400mA	1750mA	2100mA
	CURRENT ACCURACY	±5.0%						
	CONSTANT CURRENT REGION Note.5	143 ~ 286V	100 ~ 200V	72 ~ 143V	48 ~ 96V	36 ~ 72V	29 ~ 58V	24 ~ 48V
	RATED POWER	100.1W	100W	100.1W	100.8W	100.8W	101.5W	100.8W
	RIPPLE CURRENT	±5%						
	VOLTAGE TOLERANCE	±1.5%						
	SETUP, RISE TIME	1000ms, 80ms / 230VAC 2000ms,80ms/115VAC at full load						
	HOLD UP TIME (Typ.)	16ms/230VAC 10ms/115vac at full load						
INPUT	VOLTAGE RANGE Note.2	90 ~ 264VAC 127VDC ~ 370VDC						
	FREQUENCY RANGE	47 ~ 63Hz						
	EFFICIENCY (Typ.)	90%				89.5%		89%
	AC CURRENT (Typ.)	2.2 A / 115VAC 1.2A / 230VAC						
	INRUSH CURRENT (Typ.)	COLD START 75A(twidth=980μs measured at 50% Ipeak) at 230VAC						
	MAX. No. of PSUs on 16A CIRCUIT BREAKER	1 units (circuit breaker of type B) / 2 units (circuit breaker of type C) at 230VAC						
	LEAKAGE CURRENT	<0.25mA / 240VAC						
PROTECTION	SHORT CIRCUIT	Hiccup mode, recovers automatically after fault condition is removed						
	OVER VOLTAGE	315 ~ 345V	220 ~ 240V	160 ~ 172V	108 ~ 120V	80 ~ 97V	65 ~ 80V	58 ~ 68V
ENVIRONMENT	WORKING TEMP.	-25 ~ +50℃ (Refer to "Derating Curve")						
	WORKING HUMIDITY	10 ~ 95% RH non-condensing						
	STORAGE TEMP., HUMIDITY	-40 ~ +80℃, 10 ~ 95% RH						
	TEMP. COEFFICIENT	±0.03%/℃ (0 ~ 50℃)						
	VIBRATION	10 ~ 500Hz, 2G 10min./1cycle, period for 60min. each along X, Y, Z axes						
	SAFETY STANDARDS	IEC 62368-1;EAC TP TC 004, IP67 , BS EN/EN62368-1 approved						
SAFETY & EMC	WITHSTAND VOLTAGE	I/P-O/P:3KVAC						
	ISOLATION RESISTANCE	I/P-O/P:100M Ohms / 500VDC / 25℃ / 70% RH						
	EMC EMISSION	Compliance to BS EN/EN55032(CISPR32) Class B; BS EN/EN61000-3-2 Class A(≦ 80% load); BS EN/EN61000-3-3, EAC TP TC 020						
	EMC IMMUNITY	Compliance to BS EN/EN61000-4-2,3,4,5,6,8,11, BS EN/EN55035, light industry level , EAC TP TC 020						
OTHERS	MTBF	4121.8K hrs min. Telcordia SR-332 (Bellcore) ; 511.2K hrs min. MIL-HDBK-217F (25℃)						
	DIMENSION	190*52*37mm (L*W*H)						
	PACKING	0.61Kg;20pcs/13.2Kg/0.55CUFT						
NOTE	<p>1. All parameters NOT specially mentioned are measured at 230VAC input, rated load and 25℃ of ambient temperature.</p> <p>2. Derating may be needed under low input voltages. Please check the static characteristics for more details.</p> <p>3. The power supply is considered as a component that will be operated in combination with final equipment. Since EMC performance will be affected by the complete installation, the final equipment manufacturers must re-qualify EMC Directive on the complete installation again. (as available on https://www.meanwell.com/Upload/PDF/EMI_statement_en.pdf)</p> <p>4. Refer to warranty statement.</p> <p>5. Constant current operation region is within 50% ~100% rated output voltage. This is the suitable operation region for LED related applications, but please reconfirm special electrical requirements for some specific system design.</p> <p>6. Suitable for indoor use or outdoor use without direct sunlight exposure, please avoid immerse in the water over 30minutes.</p> <p>7. The ambient temperature derating of 3.5℃/1000m with fanless models and of 5℃/1000m with fan models for operating altitude higher than 2000m(6500ft).</p> <p>8. For any application note and IP water proof function installation caution, please refer our user manual before using. https://www.meanwell.com/Upload/PDF/LED_EN.pdf</p> <p>9. This product is not intended for LED lighting luminaire applications in the EU and China.(In the EU and China the LPF/NPF/XLG/XLC/XLN series are recommended.)</p> <p>※ Product Liability Disclaimer : For detailed information, please refer to https://www.meanwell.com/serviceDisclaimer.aspx</p>							

Mechanical Specification

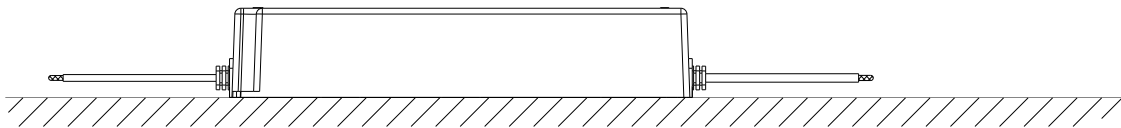
Case No. LPC-100

Unit:mm

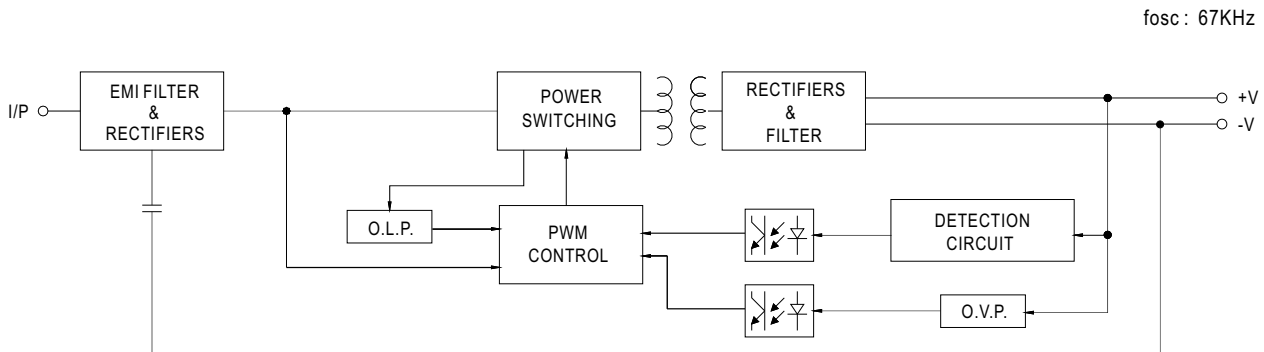
Tolerance:±1



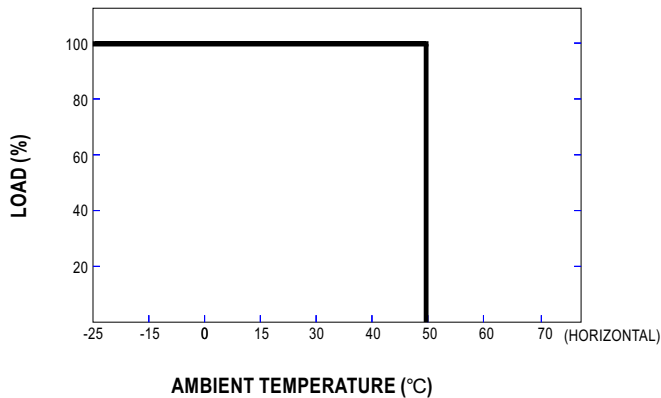
Recommend Mounting Direction



Block Diagram



Derating Curve



Static Characteristics

