



Наличие и актуальные цены на

LPH-18-24

<https://www.mean-well.ru/store/LPH-18-24/>



18W Single Output Switching Power Supply

LPH-18 series



■ Features :

- 180-264VAC input only
- Fully encapsulated with IP67 level (Note.5)
- Protections:Short circuit / Overload / Over voltage / Over temperature
- Cooling by free air convection
- Class II power unit, no FG
- Pass LPS
- 100% full load burn-in test
- Suitable for LED related fixture or appliance (such as LED Decoration or Advertisement devices)
- High reliability / Low cost
- 2 years warranty

User's Manual



■ GTIN CODE

MW Search: <https://www.meanwell.com/serviceGTIN.aspx>

IS 15885

□ LPS IP67

(NOTE 8)



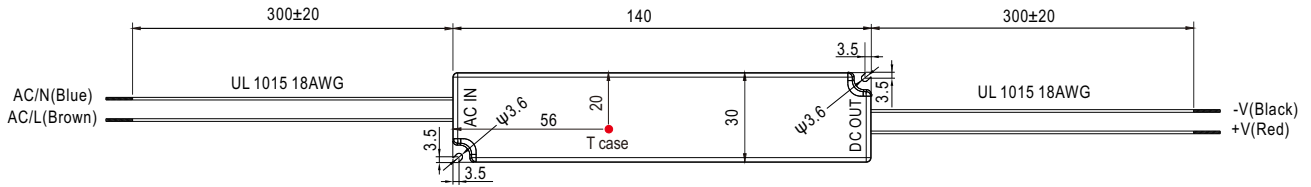
EAC CB CE UK CA

SPECIFICATION


MODEL		LPH-18-12		LPH-18-24	LPH-18-36
OUTPUT	DC VOLTAGE	12V		24V	36V
	RATED CURRENT	1.5A		0.75A	0.5A
	CURRENT RANGE	0 ~ 1.5A		0 ~ 0.75A	0 ~ 0.5A
	RATED POWER	18W		18W	18W
	RIPPLE & NOISE (max.) <small>Note.2</small>	120mVp-p		150mVp-p	200mVp-p
	VOLTAGE TOLERANCE <small>Note.3</small>	±3.0%			
	LINE REGULATION	±1.0%			
	LOAD REGULATION	±2.0%			
	SETUP, RISE TIME	1500ms, 30ms / 230VAC			
HOLD UP TIME (Typ.)	50ms/230VAC at full load				
INPUT	VOLTAGE RANGE	180 ~ 264VAC 254 ~ 370VDC			
	FREQUENCY RANGE	47 ~ 63Hz			
	EFFICIENCY(Typ.)	77%	82%	83%	
	AC CURRENT	0.3A/230VAC			
	INRUSH CURRENT(Typ.)	COLD START 50A(twidth=155µs measured at 50% Ipeak) at 230VAC			
	MAX. No. of PSUs on 16A CIRCUIT BREAKER	17 units (circuit breaker of type B) / 28 units (circuit breaker of type C) at 230VAC			
	LEAKAGE CURRENT	0.25mA / 240VAC			
PROTECTION	OVERLOAD	Above 105% rated output power Protection type : Hiccup mode, recovers automatically after fault condition is removed			
	OVER VOLTAGE	13.8~ 16.2V	27.6~ 32.4V	41.4 ~ 48.6V	
		Protection type : Shut off o/p voltage, clamping by zener diode			
OVER TEMPERATURE	Hiccup mode, recovers automatically after temperature goes down				
ENVIRONMENT	WORKING TEMP.	-30~ +70°C (Refer to "Derating Curve")			
	WORKING HUMIDITY	20 ~ 90% RH non-condensing			
	STORAGE TEMP., HUMIDITY	-40 ~ +80°C, 10 ~ 95% RH			
	TEMP. COEFFICIENT	±0.03%/°C (0 ~ 50°C)			
	VIBRATION	10 ~ 500Hz, 2G 10min./1cycle, period for 60min. each along X, Y, Z axes			
SAFETY & EMC <small>(Note 4)</small>	SAFETY STANDARDS	IEC/BS EN/EN 62368-1, BIS IS15885(NOTE 8), EAC TP TC 004, IP67 approved; design refer to UL 1310 Class 2, CAN/CSA No. 223-M91			
	WITHSTAND VOLTAGE	I/P-O/P:3KVAC			
	ISOLATION RESISTANCE	I/P-O/P:>100M Ohms / 500VDC / 25°C / 70% RH			
	EMC EMISSION	Compliance to BS EN/EN55032 (CISPR32) Class B, BS EN/EN61000-3-2 Class A, BS EN/EN61000-3-3, EAC TP TC 020			
	EMC IMMUNITY	Compliance to BS EN/EN61000-4-2,3,4,5,6,8,11, BS EN/EN55035, light industry level, EAC TP TC 020			
OTHERS	MTBF	7827.3K hrs min. Telcordia SR-332 (Bellcore); 1311.1Khrs min. MIL-HDBK-217F (25°C)			
	DIMENSION	140*30*22(L*W*H)			
	PACKING	0.175Kg; 70pcs/13.3Kgs/0.71CUFT			
NOTE	<p>1. All parameters NOT specially mentioned are measured at 230VAC input, rated load and 25°C of ambient temperature.</p> <p>2. Ripple & noise are measured at 20MHz of bandwidth by using a 12" twisted pair-wire terminated with a 0.1uf & 47uf parallel capacitor.</p> <p>3. Tolerance : includes set up tolerance, line regulation and load regulation.</p> <p>4. The power supply is considered as a component that will be operated in combination with final equipment. Since EMC performance will be affected by the complete installation, the final equipment manufacturers must re-qualify EMC Directive on the complete installation again. (as available on https://www.meanwell.com/Upload/PDF/EMI_statement_en.pdf)</p> <p>5. Suitable for indoor use or outdoor use without direct sunlight exposure.</p> <p>6. This product is not intended for LED applications in the EU.(In the EU NPF/LPF/XLG series are recommended.)</p> <p>7. To fulfill requirements of latest ErP regulation for lighting luminaires, this LED Driver can only be used behind a switch without permanently connected to mains.</p> <p>8. Products sourced from the China regions may not have the BIS logo, please contact your MEAN WELL sales for more information.</p> <p>※ Product Liability Disclaimer : For detailed information, please refer to https://www.meanwell.com/serviceDisclaimer.aspx</p>				

Mechanical Specification

Unit:mm Tolerance:±1



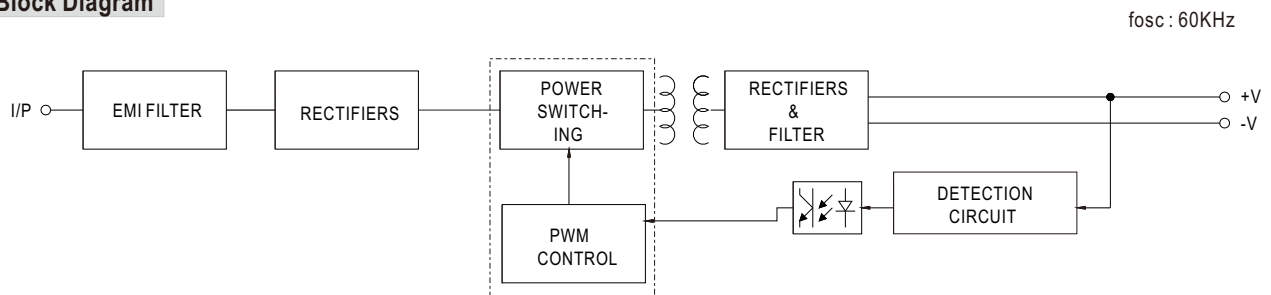
※ T case: Max. Case Temperature



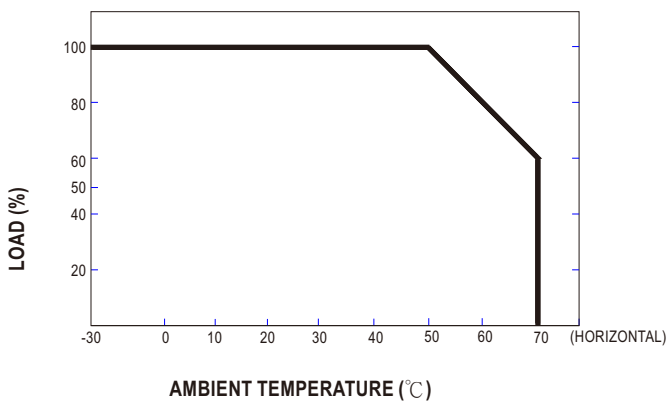
Recommend Mounting Direction



Block Diagram



Derating Curve



Static Characteristics

