



Наличие и актуальные цены на

LPHC-18-350

<https://www.mean-well.ru/store/LPHC-18-350/>



Features :

- Constant current mode power supply
- 180-264VAC input only
- Fully encapsulated with IP67 level (Note.5)
- Protections: Short circuit / Over voltage / Over temperature
- Cooling by free air convection
- Class II power unit, no FG
- Pass LPS
- 100% full load burn-in test
- Suitable for LED related fixture or appliance (such as LED Decoration or Advertisement devices)
- High reliability / Low cost
- 2 years warranty

User's Manual



GTIN CODE

MW Search: <https://www.meanwell.com/serviceGTIN.aspx>

LPS

IP67

IS 15885

8

EAC

CE

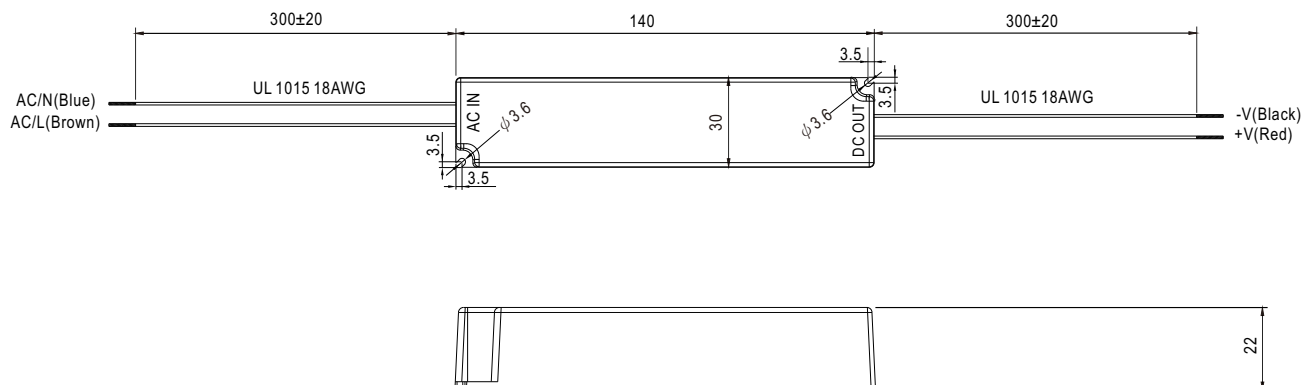
UK

SPECIFICATION

MODEL		LPHC-18-350		LPHC-18-700	
OUTPUT	RATED CURRENT	350mA		700mA	
	CONSTANT CURRENT REGION	6~48V		6~25V	
	RATED POWER	16.8W		17.5W	
	CURRENT RIPPLE Note.2	±5%			
	VOLTAGE TOLERANCE	±5.0%			
	CURRENT ACCURACY	±8.0%			
	SETUP, RISE TIME	3600ms, 100ms / 230VAC			
	HOLD UP TIME (Typ.)	20ms/230VAC at full load			
INPUT	VOLTAGE RANGE	180 ~ 264VAC	254 ~ 370VDC		
	FREQUENCY RANGE	47 ~ 63Hz			
	EFFICIENCY(Typ.)	80%		80%	
	AC CURRENT	0.3A/230VAC			
	INRUSH CURRENT(Typ.)	COLD START 50A(twidth=190μs measured at 50% Ipeak) at 230VAC			
	MAX. No. of PSUs on 16A CIRCUIT BREAKER	13 units (circuit breaker of type B) / 22 units (circuit breaker of type C) at 230VAC			
	LEAKAGE CURRENT	0.25mA / 240VAC			
PROTECTION	OVER VOLTAGE	50.4~ 60V		28.75~ 33.75V	
		Protection type : Shut off o/p voltage, clamping by zener diode			
	OVER TEMPERATURE	Tj 170℃ typically (U1) Detect on main control IC			
		Protection type : Hiccup mode, recovers automatically after temperature goes down			
ENVIRONMENT	WORKING TEMP.	-30~ +70℃ (Refer to "Derating Curve")			
	WORKING HUMIDITY	20 ~ 90% RH non-condensing			
	STORAGE TEMP., HUMIDITY	-40 ~ +80℃ , 10 ~ 95% RH			
	TEMP. COEFFICIENT	±0.2%/℃ (0 ~ 50℃)			
	VIBRATION	10 ~ 500Hz, 2G 10min./1cycle, period for 60min. each along X, Y, Z axes			
SAFETY & EMC (Note 5)	SAFETY STANDARDS	BIS IS15885, EAC TP TC 004, IP67,LVD BS EN/EN62368-1 approved; design refer to UL1310 Class 2, CAN/CSA C22.2 No. 223-M91			
	WITHSTAND VOLTAGE	I/P-O/P:3KVAC			
	ISOLATION RESISTANCE	I/P-O/P:>100M Ohms / 500VDC / 25℃ / 70% RH			
	EMC EMISSION	Compliance to BS EN/EN55032 (CISPR32) Class A, BS EN/EN61000-3-2 Class A, BS EN/EN61000-3-3, EAC TP TC 020			
	EMC IMMUNITY	Compliance to BS EN/EN61000-4-2,3,4,5,6,8,11, BS EN/EN55035, light industry level, EAC TP TC 020			
OTHERS	MTBF	7399.9K hrs min. Telcordia SR-332 (Bellcore) ; 1086.9Khrs min. MIL-HDBK-217F (25℃)			
	DIMENSION	140*30*22(L*W*H)			
	PACKING	0.175Kg; 70pcs/13.3Kgs/0.71CUFT			
NOTE	1. All parameters NOT specially mentioned are measured at 230VAC input, rated load and 25℃ of ambient temperature. 2. Current ripple is measured 60%~100% of maximum voltage under rated power delivery. 3. Derating may be needed under low input voltage. Please check the static characteristic for more details. 4. The power supply is considered as a component that will be operated in combination with final equipment. Since EMC performance will be affected by the complete installation, the final equipment manufacturers must re-qualify EMC Directive on the complete installation again. (as available on https://www.meanwell.com/Upload/PDF/EMI_statement_en.pdf) 5. Suitable for indoor use or outdoor use without direct sunlight exposure. 6. This product is not intended for LED applications in the EU.(In the EU NPF/LPF/XLG series are recommended.) 7. To fulfill requirements of latest ErP regulation for lighting luminaires, this LED Driver can only be used behind a switch without permanently connected to mains. ※ Product Liability Disclaimer : For detailed information, please refer to https://www.meanwell.com/serviceDisclaimer.aspx				

Mechanical Specification

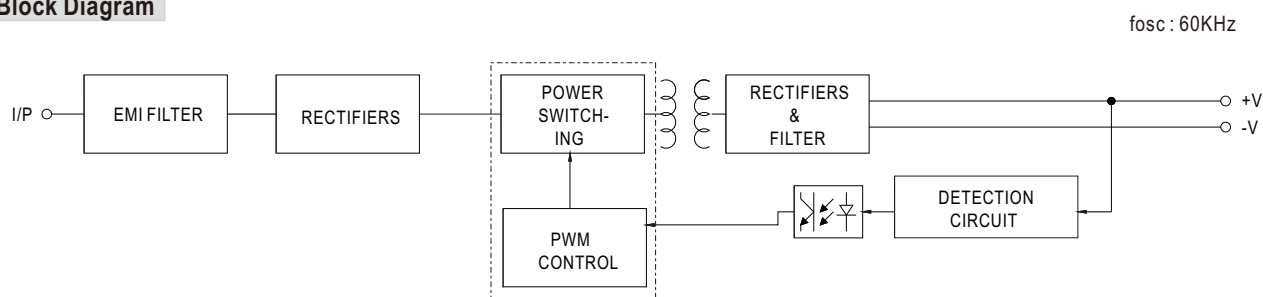
Unit:mm Tolerance:±1



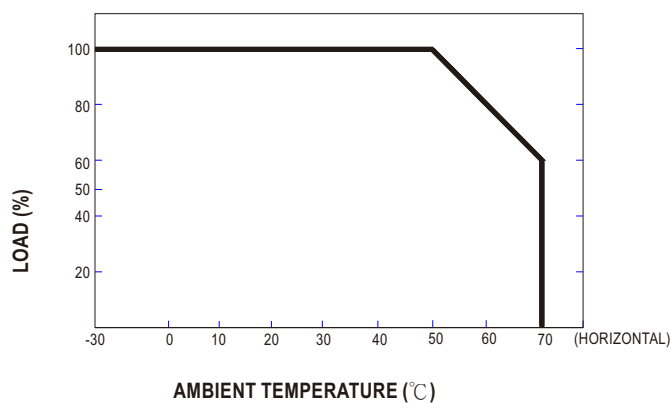
Recommend Mounting Direction



Block Diagram



Derating Curve



Static Characteristics

