



Наличие и актуальные цены на

LPL-18-12

<https://www.mean-well.ru/store/LPL-18-12/>



Features :

- 90-132VAC input only
- Fully encapsulated with IP67 level (Note.5)
- Protections: Short circuit/Overload/Over voltage/Over temperature
- Cooling by free air convection
- Class II power unit, no FG
- Pass LPS
- 100% full load burn-in test
- Suitable for LED related fixture or appliance (such as LED Decoration or Advertisement devices)
- High reliability/Low cost
- 2 years warranty

User's Manual



GTIN CODE

MW Search: <https://www.meanwell.com/serviceGTIN.aspx>

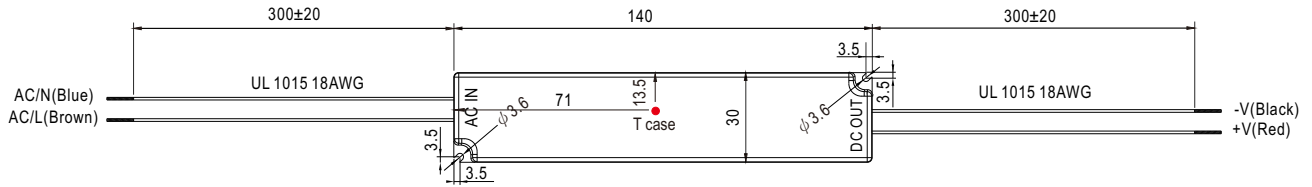
LPS IP67 FC EAC C E (LVD)

SPECIFICATION

MODEL		LPL-18-12		LPL-18-24		LPL-18-36	
OUTPUT	DC VOLTAGE	12V		24V		36V	
	RATED CURRENT	1.5A		0.75A		0.5A	
	CURRENT RANGE	0 ~ 1.5A		0 ~ 0.75A		0 ~ 0.5A	
	RATED POWER	18W		18W		18W	
	RIPPLE & NOISE (max.) <small>Note.2</small>	120mVp-p		150mVp-p		200mVp-p	
	VOLTAGE TOLERANCE <small>Note.3</small>	±3.0%					
	LINE REGULATION	±1.0%					
	LOAD REGULATION	±2.0%					
	SETUP, RISE TIME	1500ms, 30ms / 115VAC					
	HOLD UP TIME (Typ.)	20ms/115VAC at full load					
INPUT	VOLTAGE RANGE	90 ~ 132VAC 127 ~ 186VDC					
	FREQUENCY RANGE	47 ~ 63Hz					
	EFFICIENCY(Typ.)	80%		83%		84%	
	AC CURRENT	0.5A/115VAC					
	INRUSH CURRENT(Typ.)	COLD START 40A(twidth=200μs measured at 50% Ipeak) at 115VAC					
	MAX. No. of PSUs on 16A CIRCUIT BREAKER	16 units (circuit breaker of type B) / 27 units (circuit breaker of type C) at 115VAC					
	LEAKAGE CURRENT	0.25mA / 115VAC					
PROTECTION	OVERLOAD	Above 105% rated output power Protection type : Hiccup mode, recovers automatically after fault condition is removed					
	OVER VOLTAGE	13.8~ 16.2V		27.6~ 32.4V		41.4 ~ 48.6V	
		Protection type : Shut off o/p voltage, clamping by zener diode					
	OVER TEMPERATURE	Shut down, recovers automatically after temperature goes down					
ENVIRONMENT	WORKING TEMP.	-30~ +70°C (Refer to "Derating Curve")					
	WORKING HUMIDITY	20 ~ 90% RH non-condensing					
	STORAGE TEMP., HUMIDITY	-40 ~ +80°C, 10 ~ 95% RH					
	TEMP. COEFFICIENT	±0.03%/°C (0 ~ 50°C)					
	VIBRATION	10 ~ 500Hz, 2G 10min./1cycle, period for 60min. each along X, Y, Z axes					
SAFETY & EMC	SAFETY STANDARDS	EAC TP TC 004,IP67 approved; design refer to UL1310 Class 2,TUV EN60950-1, EN61347-2-13, CAN/CSA C22.2 No. 223-M91					
	WITHSTAND VOLTAGE	I/P-O/P:3KVAC					
	ISOLATION RESISTANCE	I/P-O/P:>100M Ohms / 500VDC / 25°C / 70% RH					
	EMC EMISSION	Compliance to EN55022 (CISPR22) Class B, FCC Part 15, EN61000-3-2 Class A, EN61000-3-3, EAC TP TC 020					
	EMC IMMUNITY	Compliance to EN61000-4-2,3,4,5,6,8,11, EN55024, light industry level, EAC TP TC 020					
OTHERS	MTBF	6901.7K hrs min. Telcordia SR-332 (Bellcore); 1171.8Khrs min. MIL-HDBK-217F (25°C)					
	DIMENSION	140*30*22(L*W*H)					
	PACKING	0.175Kg; 70pcs/13.3Kgs/0.71CUFT					
NOTE	1. All parameters NOT specially mentioned are measured at 115VAC input, rated load and 25°C of ambient temperature. 2. Ripple & noise are measured at 20MHz of bandwidth by using a 12" twisted pair-wire terminated with a 0.1uf & 47uf parallel capacitor. 3. Tolerance : includes set up tolerance, line regulation and load regulation. 4. The power supply is considered as a component that will be operated in combination with final equipment. Since EMC performance will be affected by the complete installation, the final equipment manufacturers must re-qualify EMC Directive on the complete installation again. (as available on https://www.meanwell.com/Upload/PDF/EMI_statement_en.pdf) 5. Suitable for indoor use or outdoor use without direct sunlight exposure. 6. The ambient temperature derating of 3.5°C/1000m with fanless models and of 5°C/1000m with fan models for operating altitude higher than 2000m(6500ft) ※ Product Liability Disclaimer : For detailed information, please refer to https://www.meanwell.com/serviceDisclaimer.aspx						

Mechanical Specification

Unit:mm Tolerance:±1

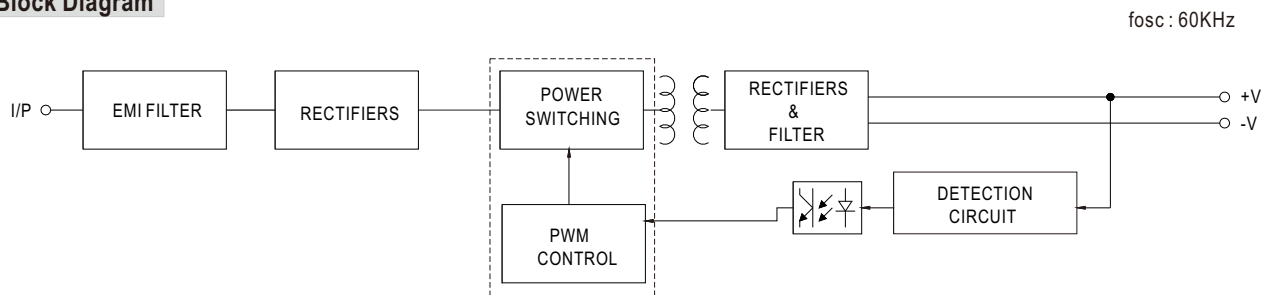


※ T case: Max. Case Temperature

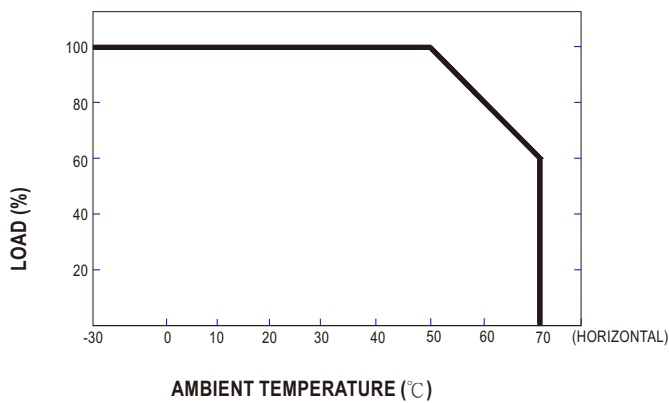
Recommend Mounting Direction



Block Diagram



Derating Curve



Static Characteristics

