



Наличие и актуальные цены на

LPV-60-15

<https://www.mean-well.ru/store/LPV-60-15/>



■ Features :

- Constant voltage design
- Universal AC input / Full range
- Withstand 300VAC surge input for 5 seconds
- Protections: Short circuit / Over load / Over voltage
- Cooling by free air convection
- Fully encapsulated with IP67 level (Note.7)
- Fully isolated plastic case
- Class II power unit, no FG
- Class 2 power unit
- Pass LPS
- Suitable for LED related fixture or appliance (such as LED Decoration or Advertisement devices)(Note.11)
- 100% full load burn-in test
- Low cost, high reliability
- 2 years warranty

User's Manual



■ GTIN CODE

MW Search: <https://www.meanwell.com/serviceGTIN.aspx>

SPECIFICATION



| MODEL | | LPV-60-5 | LPV-60-12 | LPV-60-15 | LPV-60-24 | LPV-60-36 | LPV-60-48 |
|---------------------|---|---|--------------|----------------|--------------|--------------|--------------|
| OUTPUT | DC VOLTAGE | 5V | 12V | 15V | 24V | 36V | 48V |
| | RATED CURRENT | 8A | 5A | 4A | 2.5A | 1.67A | 1.25A |
| | CURRENT RANGE | 0 ~ 8A | 0 ~ 5A | 0 ~ 4A | 0 ~ 2.5A | 0 ~ 1.67A | 0 ~ 1.25A |
| | RATED POWER | 40W | 60W | 60W | 60W | 60W | 60W |
| | RIPPLE & NOISE (max.) <small>Note.2</small> | 80mVp-p | 120mVp-p | 120mVp-p | 150mVp-p | 150mVp-p | 150mVp-p |
| | VOLTAGE TOLERANCE <small>Note.3</small> | ±8.0% | ±5.0% | | | | |
| | LINE REGULATION | ±1.0% | | | | | |
| | LOAD REGULATION | ±6.0% | ±2.0% | | | | |
| | SETUP, RISE TIME <small>Note.6</small> | 500ms, 20ms / 230VAC 500ms, 20ms / 115VAC at full load(for 5~36V) ; 500ms, 30ms / 230VAC 500ms, 30ms / 115VAC at full load(for 48V) | | | | | |
| HOLD UP TIME (Typ.) | 50ms/230VAC 16ms/115VAC at full load | | | | | | |
| INPUT | VOLTAGE RANGE <small>Note.4</small> | 90 ~ 264VAC 127 ~ 370VDC | | | | | |
| | FREQUENCY RANGE | 47 ~ 63Hz | | | | | |
| | EFFICIENCY (Typ.) | 76% | 83% | 83% | 86% | 86% | 86% |
| | AC CURRENT (Typ.) | 1.2A/115VAC 1A/230VAC | | | | | |
| | INRUSH CURRENT(Typ.) | COLD START 60A(twidth=525µs measured at 50% Ipeak) at 230VAC | | | | | |
| | MAX. No. of PSUs on 16A CIRCUIT BREAKER | 3 units (circuit breaker of type B) / 6 units (circuit breaker of type C) at 230VAC | | | | | |
| PROTECTION | LEAKAGE CURRENT | 0.25mA / 240VAC | | | | | |
| | OVER LOAD | 110 ~ 150% rated output power Protection type : Hiccup mode, recovers automatically after fault condition is removed | | | | | |
| | OVER VOLTAGE | 5.75 ~ 6.75V | 13.8 ~ 16.2V | 17.25 ~ 20.25V | 27.6 ~ 32.4V | 41.4 ~ 48.6V | 55.2 ~ 64.8V |
| ENVIRONMENT | WORKING TEMP. | -30 ~ +70°C (Refer to "Derating Curve") | | | | | |
| | WORKING HUMIDITY | 20 ~ 90% RH non-condensing | | | | | |
| | STORAGE TEMP., HUMIDITY | -40 ~ +80°C, 10 ~ 95% RH | | | | | |
| | TEMP. COEFFICIENT | ±0.03%/°C (0 ~ 50°C) | | | | | |
| | VIBRATION | 10 ~ 500Hz, 2G 10min./1cycle, period for 60min. each along X, Y, Z axes | | | | | |
| SAFETY & EMC | SAFETY STANDARDS | UL879(except for LPV-60-5), UL1310(except for LPV-60-5), CSA C22.2 No. 207-M89(except for LPV-60-5, LPV-60-48), CAN/CSA C22.2 No. 223-M91(except for LPV-60-5, LPV-60-48), BIS IS15885(Note 12), EAC TP TC 004, IP67, IEC62368-1 , BS EN/EN62368-1 approved | | | | | |
| | WITHSTAND VOLTAGE | I/P-O/P:3KVAC | | | | | |
| | ISOLATION RESISTANCE | I/P-O/P:>100M Ohms / 500VDC / 25°C/ 70% RH | | | | | |
| | EMC EMISSION | Compliance to BS EN/EN55032 (CISPR32) Class B, BS EN/EN61000-3-2 Class A, BS EN/EN61000-3-3, EAC TP TC 020 | | | | | |
| OTHERS | EMC IMMUNITY | Compliance to BS EN/EN61000-4-2,3,4,5,6,8,11, BS EN/EN55035, light industry level, EAC TP TC 020 | | | | | |
| | MTBF | 5188.4K hrs min. Telcordia SR-332 (Bellcore) ; 732.1Khrs min. MIL-HDBK-217F (25°C) | | | | | |
| | DIMENSION | 162.5*42.5*32mm (L*W*H) | | | | | |
| | PACKING | 0.4Kg; 32pcs/13.8Kg/0.66CUFT | | | | | |

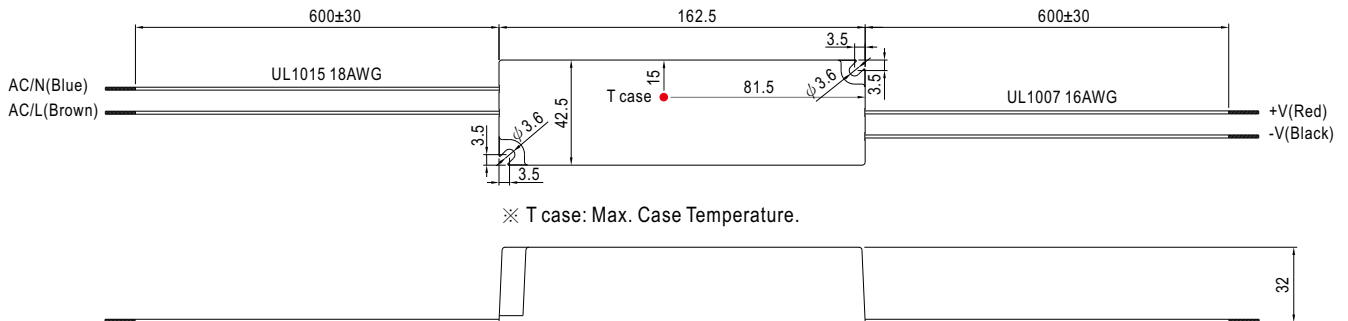
1. All parameters NOT specially mentioned are measured at 230VAC input, rated load and 25°C of ambient temperature.
2. Ripple & noise are measured at 20MHz of bandwidth by using a 12" twisted pair-wire terminated with a 0.1uf & 47uf parallel capacitor.
3. Tolerance : includes set up tolerance, line regulation and load regulation.
4. Derating may be needed under low input voltage. Please check the static characteristics for more details.
5. The power supply is considered as a component that will be operated in combination with final equipment. Since EMC performance will be affected by the complete installation, the final equipment manufacturers must re-qualify EMC Directive on the complete installation again. (as available on https://www.meanwell.com/Upload/PDF/EMI_statement_en.pdf)
6. Length of set up time is measured at first cold start. Turning ON/OFF the power supply may lead to increase of the set up time.
7. Suitable for indoor use or outdoor use without direct sunlight exposure. Please avoid immerse in the water over 30 minute.
8. The ambient temperature derating of 3.5°C/1000m with fanless models and of 5°C/1000m with fan models for operating altitude higher than 2000m(6500ft).
9. Products sourced from the Americas regions may not have the TUV/BIS/CCC logo. Please contact your MEAN WELL sales for more information.
10. For any application note and IP water proof function installation caution, please refer our user manual before using. https://www.meanwell.com/Upload/PDF/LED_EN.pdf
11. This product is not intended for LED lighting luminaire applications in the EU and China.(In the EU and China the LPF/NPF/XLG/XLC/XLN series are recommended.)
12. Products sourced from the China regions may not have the BIS logo, please contact your MEAN WELL sales for more information.

× Product Liability Disclaimer : For detailed information, please refer to <https://www.meanwell.com/serviceDisclaimer.aspx>

File Name:LPV-60-SPEC 2024-12-12

Mechanical Specification

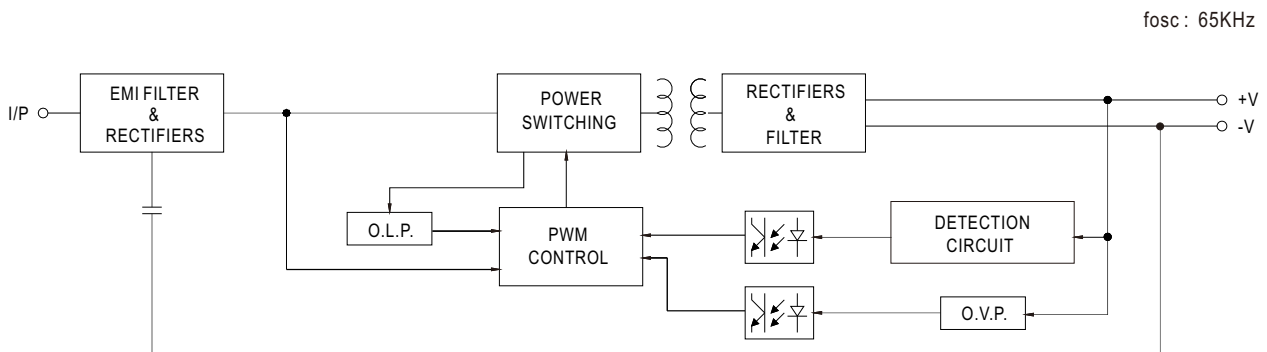
Case No. 976A Unit:mm Tolerance:±1



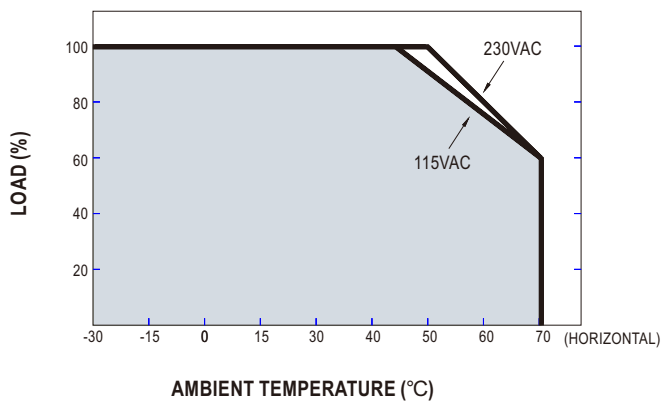
Recommend Mounting Direction



Block Diagram



Derating Curve



Static Characteristics

